



Education Specialist **CaITPA**
California Teaching
Performance Assessment

Extensive Support Needs Math Cycle Performance Assessment Guide

Learning About Student(s) with IEPs and Planning a Math Lesson



Bangkok Click Studio

Extensive Support Needs (ESN) Directions and Rubrics, **Version 2.0**

Preamble to the California Teaching Performance Expectations (TPEs)

Effective teachers strive to provide educational opportunities that are driven by equity and culturally responsive practices and promote each student’s academic success and [well-being](#). California teachers recognize, respect, and utilize each student’s strengths, experiences, and background as [assets](#) for teaching and learning. Effective teachers confront and alter institutional and implicit biases that reproduce or result in student marginalization, deficit-based schooling, and low expectations.

Throughout the [Teaching Performance Expectations \(TPEs\)](#), reference is made to “all students” or “all Birth–22 students.” This phrase is intended as a widely inclusive term that references all students attending public schools. Students may exhibit a wide range of differences based on learning and behavioral characteristics, as well as [disabilities](#), [dyslexia](#),* and all students who receive services under IDEA, intellectual or academic advancement, and differences based on ethnicity, race, socioeconomic status, gender, gender identity, gender expression, sexual orientation, culture, language, religion, citizenship status, and/or geographic origin. The range of students in California public schools also includes students whose first language is English; Deaf and Hard of Hearing students who use ASL or other signed languages (e.g., LSM, LSC, BASL), [assistive technology](#) (e.g., personal hearing devices/FM/DM system), and/or [augmentative and alternative communication \(AAC\)](#); who are [English learners](#) (including those reclassified as [Fluent English Proficient](#)), [Heritage language users](#), and/or multilingual learners (see [SB 210](#) for Deaf and Hard of Hearing students). This definition of “all students” applies whenever and wherever the phrase “all students” is used in the TPEs and in EdSp CalTPA (steps, rubrics, and CalTPA Glossary).

*The purpose of the California Dyslexia Guidelines is to assist general education teachers, special education teachers, and families and/or guardians in identifying, assessing, and supporting students with dyslexia.

All information about the [EdSp CalTPA program](#) can be found on the [California Educator Credentialing Assessments website](#). The website includes assessment information, registration and registration support, information on requesting reasonable accommodations for alternative testing arrangements, information for concurrent bilingual candidates who are in a placement where a language other than English is exclusively used for instruction or who are in a placement where both English and another language are used for instruction, and preparation materials including instructions on using the Pearson ePortfolio system. For technical questions related to the Math Cycle, see the [Contact Us page](#) on the California Educator Credentialing Assessments website.

Copyright © 2026 by the California Commission on Teacher Credentialing
May Lee State Office Complex, 651 Bannon Street, Suite 600, Sacramento, CA 95811
All rights reserved.

All materials contained herein are protected by United States copyright law and may not be reproduced, distributed, transmitted, displayed, published or broadcast without the prior written permission of the California Commission on Teacher Credentialing. You may not alter or remove any trademark, copyright or other notice from copies of the content. Any redistribution or reproduction of part or all of the contents in any form is prohibited other than the following:

- you may print or download to a local hard disk extracts for your personal and non-commercial use only
- you may copy the content to individual third parties for their personal use, but only if you acknowledge the California Commission on Teacher Credentialing as the source and copyright owner of the material

Contents

Acknowledgments	iv
Introduction	v
Overview	1
Navigating California Math Strands/Standards	2
Overview of Performance Assessment Cycle Steps 1 to 4	6
Essential Questions	7
How Rubrics Are Scored	8
Evidence Table	9
Submitting Your Evidence	10
Preparing Your Evidence	10
What to Submit	11
Math Cycle Submission Specifications	12
Step 1: Plan	15
I. Contextual Information About Your Clinical Practice Placement	15
II. Math Lesson Plan	16
III. Math Lesson Adaptation(s) for the Focus Student	21
IV. Math Lesson Resources and/or Materials	22
Step 1 Evidence to Be Submitted	22
Step 1 Rubrics	23
Step 2: Teach and Assess	28
I. Teach and Video Record the Math Lesson	28
II. Select Math Lesson Video Clip(s)	29
III. Provide Commentary	29
Step 2 Evidence to Be Submitted	30
Step 2 Rubrics	31
Step 3: Reflect	33
I. Reflect on What You Learned	33
Step 3 Evidence to Be Submitted	34
Step 3 Rubric	35
Step 4: Apply	36
I. Application of What You Learned	36
Step 4 Evidence to Be Submitted	36
Step 4 Rubric	37
CalTPA Glossary	38

Acknowledgments

California has been an innovator in the development and use of teaching performance assessments since 2003. The Education Specialist California Teaching Performance Assessment (EdSp CalTPA) California Math Cycle has been revised and updated with the assistance of low incidence experts and Evaluation Systems group of Pearson. It is based on the work of the original 22-member design team, the Evaluation Systems group of Pearson; the Stanford Center for Assessment, Learning, and Equity (SCALE); and the California State University Center for Teacher Quality; consultants in the field of special education; and California special education organizations. The CalTPA Math Cycle draws from and is informed by California’s rich experience with different performance-based assessment models, including the original California Teaching Performance Assessment (CalTPA), the redeveloped CalTPA (2016), the Education Specialist CalTPAs, as well as the California Administrator Performance Assessment (CalAPA), the Performance Assessment for California Teachers (PACT), edTPA®, and the National Board for Professional Teaching Standards. The Commission on Teacher Credentialing acknowledges the contributions of these assessment models and the educators who have developed, administered, and scored them.

Introduction

In 2015, the Statewide Task Force was formed to examine California’s complex systems for serving students with [disabilities](#) and forwarded recommendations to the State Board of Education, the Commission on Teacher Credentialing, and the California Department of Education for consideration. The content of the report *One System: Reforming Education to Serve ALL Students*¹ outlines how to improve outcomes and services at the local, state, and federal levels.

At its February 2018 meeting, the California Commission on Teacher Credentialing adopted a [revised credential structure for the Education Specialist teaching credentials](#). The new credential structure includes five preliminary teaching credentials. The credential information for Extensive Support Needs (ESN) is provided below:

Specialist Credential	Student Age/Grade Range	Authorization
Extensive support needs (ESN)	Transitional kindergarten, kindergarten, grades 1–12 through age 22, and classes organized primarily for adults	Authorizes the holder to provide instruction and special education support to students with extensive support needs related to one or more of the following disabilities: autism, deafblind, emotional disturbance, intellectual disability , multiple disabilities , orthopedic impairment, other health impairment, specific learning disability, and traumatic brain injury

Preliminary education specialist programs provide learning and [assessment](#) opportunities for candidates for specialized settings that are not appropriate for video recording (e.g., private homes, hospitals).

To complete the EdSp CalTPA Math Cycle, you are required to

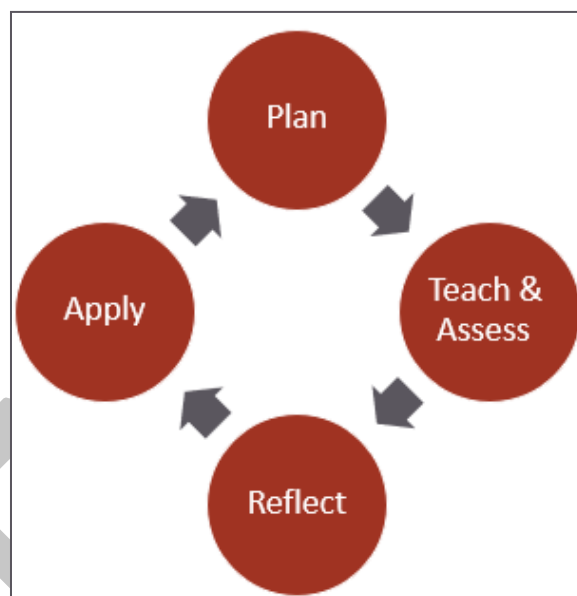
- provide math instruction to student(s) in grades TK and above, and
- teach one focus student with an IEP for whom you will adapt your instruction.

¹ One System: Reforming Education to Serve All Students," California Department of Education, March 2015, accessed June 30, 2026, <https://www.cde.ca.gov/sp/se/sr/documents/onesystemreport2021.pdf>

Overview

The Education Specialist California Teaching Performance Assessment (EdSp CalTPA) Extensive Support Needs (ESN) Math Cycle has four steps—plan, teach and assess, reflect, and apply—which emphasize effective mathematics instruction based on either the age-level [California Preschool/Transitional Kindergarten Learning Foundations \(PTKLF\)](#) or the grade-level [California Common Core State Standards Mathematics \(CA CCSSM\)](#) and math practices. The California PTKLF provide guidance for teachers who work with the youngest learners (ages 3–5½), while the CA CCSSM provide standards for students in kindergarten and above. The Core Content Connectors (CCCs) align with the CA CCSSM and are designed for students who access an alternate curriculum as a part of their [IEP](#).²

The ESN Math Cycle is grounded in [Universal Design for Learning \(UDL\)](#)³ theory and focuses on [asset](#)-based, learning. [UDL](#) is an educational framework based on research in the learning sciences, including cognitive neuroscience. According to [The Universal Design for Learning Guidelines](#), “the goal of [UDL](#) is learner agency that is [purposeful](#), reflective, resourceful, and authentic, strategic and action-oriented.”



Candidates will focus on planning lessons with multiple means of

- Engagement
- Representation
- Action and Expression

Based on recent information collected about the student(s), you will plan and teach one math lesson to a focus student (FS) with an IEP for whom you will adapt your instruction.

² The first reference of a term in each section of this guide is hyperlinked to its corresponding definition in the CalTPA Glossary. To navigate to the glossary definition, click the hyperlinked word. To navigate back to the page origin, use the “Previous View” command (or ALT+Left Arrow).

³ In addition to [UDL](#) practices, practices that support students who are deaf-blind accessing their education (e.g., ensuring students can see who is speaking to promote interactions in ASL and/or spoken English). Also referenced are discourse strategies in ASL and/or spoken English (e.g., providing a detailed explanation of an English term in ASL to making an explicit connection between the term and the student’s prior knowledge) to promote language access and incidental learning (<https://www.jstor.org/stable/26190834>).

As you teach and video record the math lesson, you will monitor student learning; demonstrate how you establish a safe, positive learning environment to support the [well-being](#) of the student(s); [affirm and validate](#) your student's(s') [assets and/or interests](#); use resources and materials to promote age and/or developmentally appropriate [higher-order thinking skills](#); and support [academic language development \(ALD\)](#) of the student(s) to enhance [deep learning](#) of the math content and practice.

Navigating California Math Strands/Standards

The ESN Math Cycle is informed by the [California Teaching Performance Expectations \(TPEs\)](#) for EdSp-ESN teacher candidates, the [Preschool/Transitional Kindergarten Learning Foundations \(PTKLF\)](#), and the [California Common Core State Standards Math \(CA CCSSM\)](#).

California Preschool/Transitional Kindergarten Learning Foundations (for ages 3–5½)

The Preschool/Transitional Kindergarten Learning Foundations (PTKLF) are designed with the assumption that children's learning in preschool through transitional kindergarten (TK) takes place in everyday environments: through interactions, relationships, activities, and play that are part of a beneficial preschool experience.

The PTKLF Math Foundations include Mathematical Practices, which describe the types of behaviors and dispositions that allow children to develop knowledge and skills in mathematics. The Mathematical Practices are identical to the Standards for Mathematical Practice listed in the CCSSM but with added descriptions to provide teachers with context for how these practices apply to young children.

The PTKLF strands represent broad areas of mathematical development, while the sub-strands break down these areas into more specific skills and concepts, referred to as foundations. Here's how this structure is organized:

1. **Strands:** These are the main categories of mathematical knowledge and skills that children are expected to develop. The PTKLF identify four primary strands:
 - Counting and Cardinality
 - Operations and Algebraic Thinking
 - Measurement and Data
 - Geometry and Spatial Thinking
2. **Mathematical Practice Standards:** These standards are consistent across PK–ATP grade levels and describe the behaviors and processes that children should develop to engage effectively in mathematics. The eight Mathematical Practice (MP) Standards are:
 - **MP1:** Make sense of problems and persevere in solving them.
 - **MP2:** Reason abstractly and quantitatively.
 - **MP3:** Construct viable arguments and critique the reasoning of others.

- **MP4:** Model with mathematics.
- **MP5:** Use appropriate tools strategically.
- **MP6:** Attend to precision.
- **MP7:** Look for and make use of structure.
- **MP8:** Look for and express regularity in repeated reasoning.

For additional information, please visit the following PTKLF resources:

- [Introduction](#)
- [At-a-Glance](#)
- [Approaches to Learning](#)
- [Math](#)

California Common Core State Standards Math and the California Mathematics Framework (for K–Adult Transition Programs)

The California Mathematics Framework helps educators structure the teaching of the state’s math standards around “Big Ideas” that integrate rather than isolate math concepts. This learning approach includes persevering in problem solving, explaining one’s thinking, and constructing arguments that students need to become powerful users of math to better interpret and understand their world.

The framework’s instructional approach connects learning to the “real world” through authentic examples and the use of data, an approach that not only addresses “why do I need to learn this?” but sparks curiosity and encourages inquiry, problem solving, and deep learning. The framework also emphasizes the students’ need to have opportunities to explicitly connect their conceptual understanding with facts and procedures in ways that make sense to them so that they can use known facts, including those drawn from memory, to determine unknown facts and develop fluency.

The California Common Core State Standards Math (CA CCSSM) are organized into two main types of standards: content standards and practice standards. In the ESN Math Cycle, you will develop [learning goals](#) that encompass both standards **and** practice to ensure that mathematical content is both introduced **and** applied through developmentally appropriate and meaningful activities.

1. **Mathematical Content Standards:** These domains differ at each grade level and focus on specific mathematical knowledge and skills. The primary domains for kindergarten through eighth grade include:
 - Counting and Cardinality (CC) (K)
 - Operations and Algebraic Thinking (OA) (K–5)
 - Number and Operations in Base Ten (NBT) (K–5)
 - Measurement and Data (MD) (K–5)
 - Geometry (G) (K–8)

- Number and Operations—Fractions (NF) (3–5)
- Ratios and Proportional Relationships (RP) (6–7)
- The Number System (NS) (6–8)
- Expressions and Equations (EE) (6–8)
- Statistics and Probability (SP) (6–8)
- Functions (F) (8)

The six conceptual categories of the Higher Mathematics Standards that pertain to grades 9–ATP are:

- Number and Quantity (N)
- Algebra (A)
- Functions (F)
- Modeling (*) There are no standards listed in the conceptual category of modeling. Instead, modeling standards appear throughout the other conceptual categories and are indicated by a star symbol.
- Geometry (G)
- Statistics and Probability (S)

2. **Mathematical Practice Standards:** These standards are consistent across PK–ATP grade levels and describe the behaviors and processes that students should develop to engage effectively in mathematics. The eight Mathematical Practice (MP) Standards are:

- **MP1:** Make sense of problems and persevere in solving them.
- **MP2:** Reason abstractly and quantitatively.
- **MP3:** Construct viable arguments and critique the reasoning of others.
- **MP4:** Model with mathematics.
- **MP5:** Use appropriate tools strategically.
- **MP6:** Attend to precision.
- **MP7:** Look for and make use of structure.
- **MP8:** Look for and express regularity in repeated reasoning.

By integrating both the content and practice standards, teachers ensure that students not only acquire mathematical knowledge but also develop the skills to apply this knowledge effectively in various contexts.

California Content Standards Mobile Application

The [CA Content Standards mobile application](#) offers convenient and targeted access to the CA CCSSM content standards.

Prioritized Mathematics Core Content Connectors (CCCs)

There may be times in which a student may be impacted by a significant cognitive [disability](#) and the IEP team may determine that the alternate assessment based on alternate achievement

standards is most appropriate. The student will work on the same grade-level content, with variations in depth, breadth, or complexity.⁴ In these situations, planning also incorporates the standards of the student’s assigned grade.

In order to provide students with meaningful access to the grade-level CA CCSSM, candidates can use the Core Content Connectors (CCCs) to plan their lessons. The National Center and State Collaborative (NCSC) CCCs “are content bridges between the state content standards and learning progression pathways through the K–12 grade-level curriculum. The language of the content standard is in almost all cases retained to maintain a close grade-level connection. In some cases, complex content standards are broken into smaller segments to help pinpoint targets for instruction.”⁵

DRAFT

⁴ <https://www.parentcenterhub.org/national-center-state-collaborative/>

⁵ <https://www.parentcenterhub.org/national-center-state-collaborative/>

Overview of Performance Assessment Cycle Steps 1 to 4

The ESN Math Cycle includes four specific steps to be completed in order: plan, teach and assess, reflect, and apply. With guidance and support from your cooperating teacher and/or supervising faculty, you will plan and teach one [asset](#)-based, [UDL](#)-focused math lesson to one focus student (FS) with an [IEP](#) that you select in your clinical practice placement (student teaching, residency, or internship).

- ❖ **Step 1: Plan.** Review and describe recent math learning for the FS with an IEP you plan to teach. Based on their assets and/or interests, learning needs, and related IEP goal(s), plan one asset-based, [UDL](#)-focused math lesson. Include one math [learning goal](#) that includes both one math content and practice-based age-/grade-level appropriate goal and one associated math [academic language development \(ALD\)](#) goal based on grade-level standard(s).⁶ Your lesson must focus on math; however, you may integrate functional and/or life skills into the lesson. In addition to the lesson plan, you will provide an explanation of the specific [adaptation\(s\)](#) you made for the FS in your math lesson and why these strategies are appropriate.
- ❖ **Step 2: Teach and Assess.** Teach the planned math lesson to the FS, and video record the math lesson. From your recording, select and submit 1 to 3 video clips (up to 15 minutes) that show how you (a) maintained a safe, positive learning environment, (b) engaged the FS in developmentally appropriate higher-order thinking, (c) implemented a [UDL](#)-focused strategy, (d) monitored the FS's math learning, and (e) responded [intentionally](#) to support student learning. Provide written, verbal, or ASL commentary for your video clip(s) that describes what you are doing, why, and the impact of your instruction.
- ❖ **Step 3: Reflect.** Drawing on information from Step 1 and/or Step 2, reflect on the impact of your asset-based, [UDL](#)-focused lesson planning, teaching, and monitoring. Explain how the lesson did or did not support the FS in making progress toward meeting the math content and practice, math ALD learning goals, and math related IEP goal(s). Discuss what you need to do to support the math learning of the FS.
- ❖ **Step 4: Apply.** Based on what you learned throughout this cycle (e.g., what went well and what did not go well or as expected), describe the next math activity that you would teach to the FS to advance their math and ALD learning.

⁶ Candidates placed in transitional kindergarten classrooms should use age-level developmental strands from the California Preschool/Transitional Kindergarten Learning Foundations (PTKLF). If the students access an alternate curriculum as a part of their IEP, you may use the Core Content Connectors (CCCs) aligned with the grade level of the students.

Essential Questions

[Rubrics](#) are aligned to the four pedagogical steps of plan, teach and assess, reflect, and apply. Each rubric is framed by an essential question that outlines the knowledge, skills, and abilities assessed within the rubric.

Step 1: Plan	
Rubric 1.1	How does the candidate apply contextual information and support math-related IEP goal(s) to plan one math lesson for one focus student (FS) with an IEP?
Rubric 1.2	How does the candidate apply findings from recent learning to plan one UDL-focused math lesson that engages the FS in higher-order thinking in a safe, positive environment?
Rubric 1.3	How does the candidate monitor the FS's learning and collaborate and/or facilitate instructional support personnel during the math lesson?
Rubric 1.4	How does the candidate apply recent learning to plan adaptation(s) for the FS based on their assets and/or interests, learning needs, and IEP goal(s)?
Step 2: Teach and Assess	
Rubric 1.5	How does the candidate maintain a safe, positive learning environment and apply a UDL-focused strategy that supports the FS in making progress during the math lesson?
Rubric 1.6	How does the candidate engage the FS in developmentally appropriate higher-order thinking during the math lesson and monitor and respond intentionally to support the FS's learning during the math lesson?
Step 3: Reflect	
Rubric 1.7	How does the candidate reflect on the impact of their asset-based, UDL-focused math lesson for the FS in a safe, positive learning environment?
Step 4: Apply	
Rubric 1.8	How does the candidate apply what they have learned to determine next steps for math content and math practice and math ALD instruction?

How Rubrics Are Scored

When self-reviewing your performance assessment evidence, you should follow these steps:

1. Review the essential question to understand what the rubric is assessing.
2. Identify the sources of evidence listed at the bottom of each rubric.
3. Focus on Level 3 constructs: Scoring begins with a Level 3. You should self-assess to determine whether or not you have provided clear evidence that matches each of the constructs listed under the Level 3.
 - If all Level 3 constructs are met, check for evidence supporting Level 4, then Level 5.
 - If all Level 3 constructs are not met, check Level 2, then Level 1. **You must meet all Level 3 constructs to be scored at Level 3.**
4. The final rubric score: The score is based on the highest level for which all constructs are evidenced. For example, if a rubric Level 3 has three constructs and your submission meets two of those constructs at a Level 3 but one of the constructs is vague or unclear, then the submission would score a Level 2 for that rubric.

Evidence Table

Cycle Step	What You Need to Do	Evidence to Be Submitted
<p>Step 1: Plan</p>	<ul style="list-style-type: none"> • With guidance and support from your cooperating teacher and/or supervising faculty, choose one focus student (FS) with an IEP for whom you will adapt your instruction. • Develop one asset-based, UDL-focused math lesson that includes two goals: <ul style="list-style-type: none"> • one math content and practice learning goal and • one math academic language development (ALD) learning goal • Provide an explanation of the specific adaptations for the FS and a rationale. • Provide key instructional resources and/or materials related to the math lesson plan. 	<ul style="list-style-type: none"> • Part A: Contextual Information (up to 4 pages) • Part B: Math Lesson Plan (up to 5 pages) • Part C: Focus Student Adaptation(s) (up to 10 pages) • Part D: Math Lesson Resources and/or Materials (up to 7 pages)
<p>Step 2: Teach and Assess</p>	<ul style="list-style-type: none"> • Teach and video record the entire math lesson. • Select 1 to 3 video clips. • Provide commentary (what you are doing, why, and the impact on your instruction) for each video clip. 	<ul style="list-style-type: none"> • Part E: Video Clip(s) (1 to 3 video clips, totaling up to 15 minutes) • Part F: Commentary (written, up to 8 pages OR up to 10 minutes of verbal or ASL commentary)
<p>Step 3: Reflect</p>	<ul style="list-style-type: none"> • Reflect on the impact of the math lesson. What did the FS learn? What did you learn about planning and teaching a math lesson? 	<ul style="list-style-type: none"> • Part G: Lesson Reflection and Analysis (up to 5 pages)
<p>Step 4: Apply</p>	<ul style="list-style-type: none"> • Based on what you learned throughout this cycle, describe the next math activity that you would teach to the FS to advance their math and ALD learning. 	<ul style="list-style-type: none"> • Part H: Application of Learning (written, up to 4 pages; OR up to 6 minutes of verbal or ASL response)

Submitting Your Evidence

Preparing Your Evidence

You will submit your evidence using the Pearson ePortfolio system. To begin your work, refer to the Math Cycle Submission Specifications on the following pages for file requirements, and save the files locally (on your computer or external storage device) for future uploading.

When naming your files, you may find that by including in each filename the specific cycle (Math) and the part letter/title (see the submission specifications), you will be better able to manage and organize your files prior to uploading them to the system. Do not include any special characters (# : % * ; \$ @) in the filenames of videos you are uploading to the Pearson ePortfolio system. Doing so may cause the upload to fail.

Before submitting your evidence, you must agree to the [EdSp CalTPA Candidate Attestations](#), which include confirmation that you are the sole author of the submission, including written and video narratives, completed templates, video clips, and/or other evidence.

Templates

Templates that include the prompts are provided upon registration in the Pearson ePortfolio system for you to document your responses. To complete the templates, you must

1. log in to your account;
2. download the word-processing template files available;
3. fill out the templates electronically;
4. upload the electronic files or scanned images with any associated evidence to the Pearson ePortfolio system; and
5. review the electronic files you uploaded to ensure that they are the correct files and that they comply with submission requirements.

As you complete these templates, carefully follow the directions on the templates and in this guide. Do not delete or alter any original text (including headers, footers, titles, directions, margins, and prompts) from the templates to gain more space to write your responses. Both the original text and your responses are included in the total page count allowed. Pages exceeding the maximum allowed will not be read or used to determine a rubric score by the assessor.

What to Submit

The Math Cycle Submission Specifications on the following pages list each piece of evidence that must be submitted and provide format specifications and other important information.

Note that your evidence cannot contain hyperlinks to required uploads. Any web content you wish to include as part of your evidence must be submitted as a document file, which must conform to the file type and response length requirements listed on the following pages.

Since you will not be able to access any of your files in the ePortfolio system after you submit your cycle, you are strongly encouraged to save all your submitted files to your local drive for your records.

Refer to the [California Educator Credentialing Assessments website](#) for more information on submitting your files using the ePortfolio system.

English Translation

Translations or transcriptions are **NOT** required for the following:

- concurrent bilingual candidates who are in a placement where a language other than English is exclusively used for instruction, or who are in a placement where both English and another language are used for instruction.
Note: Candidates teaching in a dual immersion/bilingual setting can complete all of their templates and video(s) in the language of instruction with the exception of the Step 3: Reflect template(s), which must be done primarily in English.
- candidates using American Sign Language (ASL) in a classroom setting with students who are Deaf or Hard of Hearing
- candidates using braille instructional materials in a classroom setting with students who are visually impaired

For all other candidates, any evidence in a language other than English must be accompanied by a translation.

Math Cycle Submission Specifications

Step 1: Plan

What to Submit	Response Length	Supported File Types	Min # of Files	Max # of Files	Additional Information
Part A: Contextual Information	Up to 4 pages	.docx; .odt; .pdf	1	1	<ul style="list-style-type: none"> Download template. Use Arial 11-point type. Single space with 1-inch margins on all sides.
Part B: Math Lesson Plan	Up to 5 pages	.docx; .odt; .pdf	1	1	<ul style="list-style-type: none"> Download template. Use Arial 11-point type. Single space with 1-inch margins on all sides.
Part C: Focus Student Adaptation(s)	Up to 10 pages	.docx; .odt; .pdf	1	1	<ul style="list-style-type: none"> Download template. Use Arial 11-point type. Single space with 1-inch margins on all sides.
Part D: Math Lesson Resources and/or Materials	Up to 7 pages	.docx; .odt; .pdf	1	1	<ul style="list-style-type: none"> In one file, submit samples of key instructional resources and materials needed to support, clarify, and/or illustrate the math lesson.

Step 2: Teach and Assess

What to Submit	Response Length	Supported File Types	Min # of Files	Max # of Files	Additional Information
Part E: Video Clip(s)	Up to 15 minutes total	asf, qt, mov, mpg, mpeg, avi, wmv, mp4, or m4v	1	3	<ul style="list-style-type: none"> Before video recording, verify permission from families and/or guardians of students and from adults who appear in the video clip(s). Be sure the individuals who are actively participating are seen engaging in synchronous instruction in the video clip(s). Ensure that the video clip(s) are of sufficient visual and sound quality to serve as evidence.
Part F: Commentary	<p>Written: Up to 8 pages</p> <p>OR</p> <p>Video: Up to 10 minutes of verbal or ASL commentary</p>	<p>Written: .docx; .odt; .pdf</p> <p>OR</p> <p>Video: asf, qt, mov, mpg, mpeg, avi, wmv, mp4, or m4v</p>	1	1	<p>For written commentary:</p> <ul style="list-style-type: none"> Download the template. Use Arial 11-point type. Single space with 1-inch margins on all sides.

Labeling Part E Evidence

When you upload your Part E video clip(s) for submission, you will be required to select a label from a dropdown menu for each file as follows:

- If submitting 1 video clip, use the “Video Clip 1” label only.
- If submitting 2 video clips, use the “Video Clip 1” and “Video Clip 2” labels only.
- If submitting 3 video clips, use the “Video Clip 1,” “Video Clip 2,” and “Video Clip 3” labels.

Be sure that you appropriately label each video clip during the upload process.

Timestamps

When using [timestamps](#) in your commentary, do not indicate timestamps that are the entire duration of the video clip. The purpose of the timestamps is to provide you with the opportunity to demonstrate to the assessor when and where you are purposefully making decisions to support the students’ learning. The lengths of timestamps should highlight the specific moments in the clip where the evidence appears.

Step 3: Reflect

What to Submit	Response Length	Supported File Types	Min # of Files	Max # of Files	Additional Information
Part G: Lesson Reflection and Analysis	Up to 5 pages	.docx; .odt; .pdf	1	1	<ul style="list-style-type: none"> • Download template. • Use Arial 11-point type. • Single space with 1-inch margins on all sides.

Step 4: Apply

What to Submit	Response Length	Supported File Types	Min # of Files	Max # of Files	Additional Information
Part H: Application of Learning	<p>Written: Up to 4 pages</p> <p>OR</p> <p>Video: Up to 6 minutes of verbal or ASL response</p>	<p>Written: .docx; .odt; .pdf</p> <p>OR</p> <p>Video: asf, qt, mov, mpg, mpeg, avi, wmv, mp4, or m4v</p>	1	1	<p>For written narrative:</p> <ul style="list-style-type: none"> • Download template. • Use Arial 11-point type. • Single space with 1-inch margins on all sides.

Step 1: Plan

Plan one, [asset](#)-based, [UDL](#)-focused math lesson that you will teach to one focus student (FS) with an [IEP](#) during your clinical practice placement.


I. Contextual Information About Your Clinical Practice Placement

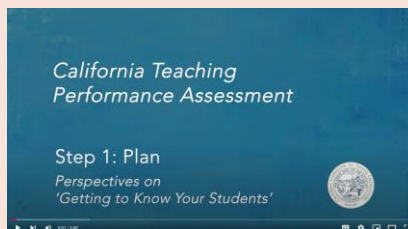
❖ Template: Part A: Contextual Information

Directions: Provide contextual information for the clinical practice setting where you are planning this math lesson. Students identified for education specialist support experience learning in a variety of instructional settings. These instructional settings may include [co-teaching](#), inclusive settings, self-contained classrooms, state special schools, and small group delivery models.

Be sure to include:

- Age range(s) and grade level(s)
- Instructional delivery model (e.g., co-teaching, inclusion, self-contained classrooms, small group, state special schools)
- [Instructional support personnel](#) with whom you will collaborate and/or who will assist you in this lesson (e.g., paraprofessionals, instructional aides, cooperating teacher, interpreters, bilingual instructional assistants, speech and language pathologists)
- Language(s) of instruction (e.g., [biliteracy](#), developmental bilingual [[one-way immersion](#)], dual language [two-way immersion], English only) to be used in the lesson

Best Practice :
Getting to Know
Your Students



<https://www.youtube.com/watch?v=ooccOPJUGTE>

Select Your Focus Student

To begin planning your math lesson, review your recent classroom [observations](#), [assessment](#) data (e.g., formative, summative, state testing), and cooperating teacher feedback to select one focus student with an IEP. As you choose your FS for the Math Cycle, consider their specific learning need(s), what math concepts might challenge them, and what targeted strategies will best support their success. Regardless of the setting where you are completing your clinical practice, you must work with a student who has an IEP for the ESN Math Cycle.


Gather information about FS's assets and/or interests and learning needs in a professional and appropriate manner that protects students' privacy and aligns with the school's and/or program's policies.

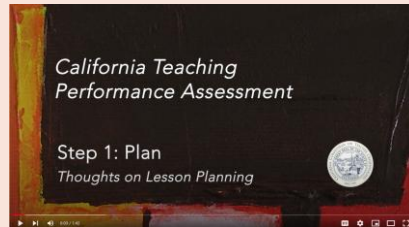
Do not use an actual school name, the actual first **and** last names of other adults in the classroom who support the students, or the actual first **and** last names of any students in the evidence you submit.

II. Math Lesson Plan

❖ Template: Part B: Math Lesson Plan

Directions: Use the knowledge gathered about the FS to establish age-/grade-level appropriate math-specific [learning goals](#): one goal that supports math content and practice and one goal that supports math [academic language development \(ALD\)](#). Based on those learning goals, plan one asset-based, [UDL](#)-focused math lesson and provide answers to the following prompts.

Best Practice :
Thoughts on Lesson Planning



<https://youtu.be/gLDudDVdMHQ>

Use of Grade-Level Standards

The goal of special education services is to enable children with disabilities to make progress in the same grade-level curriculum as their nondisabled peers. The Individuals with Disabilities Education Act (IDEA) requires all children with disabilities, including children with significant cognitive disabilities, to be provided access to the general education curriculum that is based on California's academic content strands/standards for the grade in which a child is enrolled.⁷ These include alternate achievement standards, such as the Core Content Connectors, which identify the essential knowledge and skill of the standard that needs to be mastered. The content that all children learn is the same, but the depth, breadth, and complexity of what is expected differs.⁸

When planning an activity, start from the same age-/grade-level standards that would be used for all other children for that age/grade. Do not use the content strands/standards from a lower grade. Use [UDL](#) strategies and [adaptations](#) ([accommodations](#) and/or [modifications](#)) to support instruction and materials for the individual student.⁹

In centering your planning around age-/grade level strands/standards, you will be addressing one of the High Leverage Practices for Students with Disabilities:

HLP 11: Identify and prioritize long- and short-term learning goals.

Educators prioritize what is most important for students to learn by providing meaningful access to and success in general education and other contextually relevant curricula. Educators use grade-level standards, assessment data and learning progressions, students' prior knowledge, and IEP goals and benchmarks to make decisions about what is most crucial to emphasize and develop long- and short-term goals accordingly. They understand essential curriculum components, identify essential prerequisites and foundations, and assess student performance in relation to these components.

To reiterate, the long- and short-term learning goals should align to and reflect the students' current level of development in relation to the selected grade-level standards.

1. **State Strands/Standards:** Depending on your clinical placement setting, select one age-/grade-level appropriate CA State Math Content Strand/Standard **and** one Math Practice Standard based on information from the FS's recent math learning, assets and/or interests, and learning needs.
 - **For TK:** From the [California Preschool/Transitional Kindergarten Learning Foundations](#), select
 - one age-level Math Content Strand and
 - one Math Practice Standard (MP).

⁷ OSERS Policy Guidance on Free Appropriate Public Education (FAPE) (PDF)

⁸ <https://iris.peabody.vanderbilt.edu/module/scd/>

⁹ Providing Meaningful General Education Curriculum Access to Students with Significant Cognitive Disabilities (TIES Brief #4)

- **For K–ATP:** From the [California Common Core State Standards Math](#), select
 - one grade-level Math Content Standard and
 - one Math Practice Standard (MP).
 - If the FS is eligible for the California Alternate Assessments (CAA) for Math or is eligible for an alternate curriculum as a part of their IEP, you may use the [Core Content Connectors \(CCCs\)](#) aligned with the grade level of the FS to plan your lesson.
2. **Learning Goals:**
- **Develop One Math Content and Practice Learning Goal:** Based on the age-/grade-level strand/standard and math practice you selected, write one appropriate math learning goal that includes **both** math content **and** practice (see [examples](#)).
 - **Develop One Math ALD Learning Goal:** Develop a math ALD learning goal that aligns with the math content and practice learning goal you developed (see [examples](#)). Think about relevant math academic vocabulary the FS will need during the lesson.
3. Summarize your math lesson activity(ies).
4. Within the math lesson, describe how you will:
- Support the FS in meeting the math content and practice learning goals.
 - Support the FS in meeting the math ALD learning goals.
 - Support the FS’s math-related IEP goal(s) during the lesson.
 - Monitor the FS’s progress toward meeting the math and ALD learning goals.
 - Connect the content of this lesson to the FS’s recent math learning.
 - Create a safe, positive learning environment.
 - [Leverage](#) the FS’s assets and/or interests.
 - Ask questions to engage the FS in age and/or developmentally appropriate higher-order thinking to deepen their understanding of math content.
 - Use [UDL](#)-focused instructional strategy(ies) to support student learning.
 - Collaborate with and/or facilitate instructional support personnel to support the FS’s access by having them provide either individualized instruction to the FS during the math lesson OR support the daily routines, activities, instruction, and/or intervention activities of other students while you facilitate the math lesson.
 - **If applicable**, incorporate functionally appropriate skills with math learning to increase the FS’s independence in real-world environments.
5. What instructional materials and/or resources will you use in the math lesson? Why?

How to Write a TK Math Learning Goal

Learning foundations should be cited from the California Preschool/Transitional Kindergarten Learning Foundations (PTKLF). For your lesson, you will choose one age-level Math Content Strand from the [PTKLF: Math](#) and one Math Practice Standard. The learning goal should be a specific goal for this lesson based on the learning strands you selected.

Example from “Later” foundation statements:

Math Content Strand:

2.1 Demonstrate understanding that adding one or taking away one object changes the number in a small group of objects by exactly one.

Math Practice Standard:

4. Model with mathematics.

Use models (for example, drawings, constructions, modeling with their own bodies) to illustrate thinking and solve mathematical problems.

Example learning goal:

“The student will demonstrate their understanding that adding one or taking away one object changes the quantity in a small group of objects by exactly one using objects available in their environment to model their thinking.”

How to Write a K–ATP Math Learning Goal

Math Content and Practice Standards should be cited from the [California Common Core State Standards Math](#). For your lesson, you will choose one Math Content Standard and one Math Practice Standard (MP). The Math Practice Standards serve to help students understand the Math Content in ways not solely focused on procedural processes. The learning goal should be a specific goal for this lesson based on the specific standard you selected.

Example from Algebra Standards:

Domain: Standards for Content: Reasoning with Equations and Inequalities A-REI

Cluster: Solve equations and inequalities in one variable.

Standard 3. Solve linear equations and inequalities in one variable, including equations with coefficients represented by letters.

Standards for Mathematical Practice (MP):

MP3. Construct viable arguments and critique the reasoning of others.

MP5. Use appropriate tools strategically.

Example learning goal based on Algebra Standards and Math Practice Standards:

“Students will further their ability to solve linear equations and inequalities in one variable (A-REI.3) by checking their answers (MP5) and use their tools to support them as they explain their thinking to peers (MP3).”

How to Write a Learning Goal Using the Core Content Connectors

If your student(s) are eligible for the California Alternate Assessments (CAA) for Math, you may use the [Core Content Connectors \(CCCs\)](#) aligned with the grade level of your FS to plan your lesson.

Example from the Core Content Connectors:

Progress Indicator: *Measurement—High School (H.ME)*

Core Content Connector (CCC): *H.ME.1b2 Solve a linear equation to find a missing attribute given the area, surface area, or volume and the other attribute.*

Essential Understanding: *Identify the unknown quantity when given an equation and labeled figure.*

Standards for Mathematical Practice (MP):

MP1. Make sense of problems and persevere in solving them.

MP5. Use appropriate tools strategically.

Example learning goal based on Core Content Connectors and Practice Standards:

“Students will be able to identify the length or width when provided the perimeter of a rectangle (H.ME.1b2) by checking their answers (MP1) and using manipulatives to assist with solving (MP5).”

How to Write an Academic Language Development (ALD) Learning Goal

Academic language refers to the oral, written, auditory, and visual language proficiency required to learn effectively in schools and academic programs—in other words, it is the language used in classroom lessons, books, tests, and assignments, and it is the language that students are expected to learn and achieve fluency in. Academic language includes a variety of formal-language skills—such as vocabulary, grammar, punctuation, syntax, discipline-specific terminology, or rhetorical conventions—that allow students to acquire knowledge and academic skills while also successfully navigating school policies, assignments, expectations, and cultural norms.

Note: For candidates in a bilingual/dual-immersion setting, the ALD learning goal should be in the language of instruction that is being taught.

Example ALD learning goal based on fifth-grade content and practice standards:

“Students will use precise mathematical vocabulary (e.g., quotient, divisor) to explain their reasoning when solving word problems involving division of fractions by whole numbers in verbal, signed, or written explanations.”

III. Math Lesson Adaptation(s) for the Focus Student

❖ Template: Part C: Focus Student Adaptation(s)

Directions: Select one focus student (FS) with an IEP who requires additional support with making progress toward meeting the age-/grade-level math content strand/standard and/or practice standard, has gaps in math knowledge, and/or has misconceptions related to expected grade-level math understanding (e.g., a student who needs additional support in math, a student with an identified math-related [disability](#) and IEP goal[s], math-focused [504 plan](#), supplemental or intensified math support through MTSS). Explain the specific adaptation(s) you will make for the FS in your math lesson and why these strategies are appropriate.

To protect the privacy of the focus student, refer to the student throughout your submitted evidence as “the FS.”

Provide the FS’s:

- Age and grade level
- Math knowledge, skills, and/or abilities (e.g., present level of math [performance](#))
- Special education eligibility and the impact on the FS’s math academic language development (ALD) and/or math knowledge, skills, and/or abilities.
- Identify the FS’s specific math learning need(s).
- Identify the adaptation(s) you plan to make to support the FS.
- Identify the math-related IEP goal(s) that will be addressed in the lesson and explain how the adaptation(s) will support the FS’s math-related IEP goal(s).
- Additional supports reflected in the FS’s IEP that may support their progress toward the math and ALD learning goals (e.g., behavior plan, current services, [assistive technology](#), and/or [augmentative and alternative communication \[AAC\]](#)).
- Describe how your adaptation(s) for the FS are based on recent learning/observations and/or math assessment results (e.g., formative, summative, state testing).
- Describe the FS’s assets and/or interests that are relevant for supporting them in this lesson and explain how you will leverage them to support the FS’s learning needs.
- Describe the adaptation(s) you will make to support the FS’s math learning needs using two or more multisensory strategies (e.g., visual, auditory, kinesthetic, tactile). On what [evidence-based practice\(s\)](#) or research did you base your decision to make the adaptation(s)?

IEP goals related to math content, math practices, and/or math academic language

Students will have a variety of goals in their IEP based on their present levels of academic achievement and functional performance (e.g., student's strengths, areas of concern, results from assessments). IEP goals are intended to meet a student's learning needs. Measurable annual goals describe what the student is reasonably expected to accomplish by their next annual IEP. Each measurable annual goal should:

- address the student's academic and/or functional needs;
- be guided by grade-level content standards (enabling the student to participate in the general education curriculum);
- correspond to a special education service (e.g., speech and language, specialized academic instruction).

When selecting the FS's IEP goal related to the math content, math practices, and/or math academic language, you should consider how the IEP goal will be addressed in the lesson. In the example below, a candidate selecting this student and their goals would want to plan a lesson around two-step word problems to address their FS's IEP goals.

Sample IEP goal related to math content

Student will independently read a two-step word problem, identify which operation is to be used, and solve it with 100% accuracy on 4 out of 5 trials.

IV. Math Lesson Resources and/or Materials

❖ Upload: Part D: Math Lesson Resources and/or Materials

Directions: Write a description and/or include screenshots/images of math lesson resources and/or materials you plan to use in your lesson (e.g., pictures of [manipulatives](#), [graphic organizer\[s\]](#), written information, picture book[s], or any other materials you plan to use when teaching the math lesson).

Step 1 Evidence to Be Submitted

- ❖ **Part A:** Contextual Information (up to 4 pages)
- ❖ **Part B:** Math Lesson Plan (up to 5 pages)
- ❖ **Part C:** Focus Student Adaptation(s) (up to 10 pages)
- ❖ **Part D:** Math Lesson Resources and/or Materials (up to 7 pages)

Step 1 Rubrics

Rubric 1.1 — Step 1: Plan

Essential Question: How does the candidate apply contextual information **and** support math-related IEP goal(s)* to plan one math lesson for one focus student (FS) with an IEP?

Level 1	Level 2	Level 3	Level 4
<p>Candidate does not select an age-/grade-level appropriate CA State Math Content Strand/Standard or developmentally appropriate Core Content Connector (CCC)** and/or a Math Practice Standard or they select a strand/standard that is more than one grade level above or below the FS they plan to teach.</p> <p>Candidate does not develop a math learning goal*** that is based on the selected math strand/standard or CCC and/or does not include math content and/or practice.</p> <p>Candidate does not develop a math ALD learning goal or the ALD learning goal does not align with the math learning goal.***</p> <p>Candidate does not describe how the lesson will support the FS's math-related IEP goal(s).*</p>	<p>Candidate selects an age-/grade-level appropriate CA State Math Content Strand/Standard or developmentally appropriate Core Content Connector (CCC)** and/or a Math Practice Standard that are either one grade level above or below the FS they plan to teach.</p> <p>Candidate develops a math learning goal*** that is vaguely based on the selected math strand/standard or CCC and includes math content and practice.</p> <p>Candidate develops a math ALD learning goal that vaguely aligns with the math learning goal.***</p> <p>Candidate vaguely describes how the lesson will support the FS's math-related IEP goal(s).*</p>	<p>Candidate selects an age-/grade-level appropriate CA State Math Content Strand/Standard or developmentally appropriate Core Content Connector (CCC)** and a Math Practice Standard for the FS they plan to teach.</p> <p>Candidate develops a math learning goal*** that is clearly based on the selected math strand/standard or CCC and includes both math content and practice.</p> <p>Candidate develops a math ALD learning goal that clearly aligns with the math learning goal.***</p> <p>Candidate clearly describes how the lesson will support the FS's math-related IEP goal(s).*</p>	<p>All of Level 3, plus:</p> <p>Candidate's planning clearly includes opportunities for the FS to learn collaboratively to progress toward the math content and practice and math ALD learning goals.</p> <p>Level 5</p> <p>All of Levels 3 & 4, plus:</p> <p>Candidate designs a math lesson that reflects the interconnectedness of math plus an additional academic content area (e.g., literacy, social science, art, science, PE).</p>

Notes:

*Math-related IEP goal(s): Any IEP goal(s) that is related to the content or practice they plan to teach in the math lesson (e.g., math IEP goal, IEP goal related to math content and/or practice, IEP goal related to academic language, IEP goal related to well-being or behavior that would impact access to the math lesson).

**If the FS accesses an alternate curriculum that makes them eligible for the California Alternate Assessments (CAA), you may use grade-level/developmentally appropriate Core Content Connectors instead of the CA Common Core State Standards.

***Math learning goal includes strand(s)/standard(s) and math practice. Candidates placed in transitional kindergarten classrooms should use age-level developmental strands from the California Preschool/Transitional Kindergarten Learning Foundations (PTKLF).

Step 1 Sources of Evidence:

- **Part A:** Contextual Information (up to 4 pages)
- **Part B:** Math Lesson Plan (up to 5 pages)
- **Part C:** Focus Student Adaptation(s) (up to 10 pages)
- **Part D:** Math Lesson Resources and/or Materials (up to 7 pages)

TPEs and Elements: TPE 1, Elements 1, 4, 5; TPE 2, Element 2; TPE 3, Elements 1, 2, 3, 5; TPE 4, Elements 1, 4; TPE 5, Elements 2, 8; TPE 6, Element 5; TPE 7, Element 9

ESN TPEs and Elements: TPE 1, Elements 5, 6, 8, 9; TPE 2, Elements 2, 4, 5, 6, 10, 11; TPE 3, Elements 3, 4; TPE 4, Elements 1, 4, 5, 7, 8; TPE 5, Elements 1, 3; TPE 6, Element 2

Rubric 1.2 — Step 1: Plan

Essential Question: How does the candidate apply findings from recent learning* to plan one UDL-focused math lesson that engages the FS in higher-order thinking in a safe, positive environment?***

Level 1	Level 2	Level 3	Level 4
<p>Candidate does not use information from recent math learning* and/or math-related IEP goal(s) to plan instruction.</p> <p>Candidate does not describe how they will engage the FS in UDL-focused instructional strategy(ies).</p> <p>Candidate does not describe how they will engage the FS in age and/or developmentally appropriate higher-order thinking to deepen their math understanding.</p> <p>Candidate does not describe how they will create a safe, positive learning environment** or does not describe how the environment will support the FS during the math lesson.</p>	<p>Candidate vaguely uses information from recent math learning* and/or math-related IEP goal(s) to plan instruction.</p> <p>Candidate vaguely describes how they will engage the FS in UDL-focused instructional strategy(ies).</p> <p>Candidate vaguely describes how they will engage the FS in age and/or developmentally appropriate higher-order thinking to deepen their math understanding.</p> <p>Candidate vaguely describes how they will create a safe, positive learning environment** or vaguely describes how the learning environment will support the FS during the math lesson.</p>	<p>Candidate clearly uses information from recent math learning* and math-related IEP goal(s) to plan instruction.</p> <p>Candidate clearly describes how they will engage the FS in UDL-focused instructional strategy(ies).</p> <p>Candidate clearly describes how they will engage the FS in age and/or developmentally appropriate higher-order thinking to deepen their math understanding.</p> <p>Candidate clearly describes how they will create a safe, positive learning environment** that supports the FS during the math lesson.</p>	<p>All of Level 3, plus:</p> <p>Candidate plans for a safe, positive environment that considers the organization of space, time, and/or materials to support the learning needs of the FS during the math lesson.</p> <p>Level 5</p> <p>All of Levels 3 & 4, plus:</p> <p>Candidate intentionally incorporates functionally appropriate skills with math learning to increase the FS’s independence in real-world environments.</p>

Notes:

*For example, recent observations or math assessment results (e.g., formative, summative, state testing), IEP information, as well as information related to the student’s(s’) math knowledge, skills, and/or abilities provided by your cooperating teacher, supervising faculty, service providers, and/or families/guardians

**For example, take intellectual risks, create safe and welcoming environment, foster positive attitudes toward mathematics, encourage the student’s(s’) curiosity and/or persistence, physical safety, providing a barrier-free space for independent mobility and/or sensory accommodations

Step 1 Sources of Evidence:

- **Part A:** Contextual Information (up to 4 pages)
- **Part B:** Math Lesson Plan (up to 5 pages)
- **Part C:** Focus Student Adaptation(s) (up to 10 pages)
- **Part D:** Math Lesson Resources and/or Materials (up to 7 pages)

TPEs and Elements: TPE 1, Elements 1, 4, 6; TPE 3, Elements 1, 2, 5, 6; TPE 4, Elements 1, 2, 4, 7; TPE 5, Elements 2, 7, 8

ESN TPEs and Elements: TPE 1, Elements 7, 8; TPE 2, Elements 4, 13; TPE 3, Elements 3, 4, 5; TPE 4, Elements 3, 4, 5, 8; TPE 5, Elements 3, 5, 6

Rubric 1.3 — Step 1: Plan

Essential Question: How does the candidate monitor the FS’s learning **and** collaborate **and/or** facilitate instructional support personnel during the math lesson?

Level 1	Level 2	Level 3	Level 4
<p>Candidate does not describe how they will monitor the FS’s learning during the math lesson.</p> <p>Candidate does not describe how they will collaborate with and/or facilitate instructional support personnel to either:</p> <ul style="list-style-type: none"> provide individualized instruction to the FS during the math lesson <p>OR</p> <ul style="list-style-type: none"> support the daily routines, activities, instruction, and/or intervention activities of other students while the candidate facilitates the math lesson. 	<p>Candidate vaguely describes how they will monitor the FS’s learning during the math lesson.</p> <p>Candidate vaguely describes how they will collaborate with and/or facilitate instructional support personnel to either:</p> <ul style="list-style-type: none"> provide individualized instruction to the FS during the math lesson <p>OR</p> <ul style="list-style-type: none"> support the daily routines, activities, instruction, and/or intervention activities of other students while the candidate facilitates the math lesson. 	<p>Candidate clearly describes how they will monitor the FS’s learning during the math lesson.</p> <p>Candidate clearly describes how they will collaborate with and/or facilitate instructional support personnel to either:</p> <ul style="list-style-type: none"> provide individualized instruction to the FS during the math lesson <p>OR</p> <ul style="list-style-type: none"> support the daily routines, activities, instruction, and/or intervention activities of other students while the candidate facilitates the math lesson. 	<p>All of Level 3, plus:</p> <p>Candidate’s lesson plan demonstrates a purposeful integration of the instructional support personnel into the classroom environment, activities, and routines to maximize the FS’s learning.</p> <hr/> <p>Level 5</p> <p>All of Levels 3 & 4, plus:</p> <p>Candidate collaborates with their cooperating teacher/mentor, instructional support personnel, and/or parents/guardians to identify the FS’s assets and/or interests and preferences to plan a math lesson that engages the FS across routines, activities, and/or environments.</p>

Step 1 Sources of Evidence:

- **Part A:** Contextual Information (up to 4 pages)
- **Part B:** Math Lesson Plan (up to 5 pages)
- **Part C:** Focus Student Adaptation(s) (up to 10 pages)
- **Part D:** Math Lesson Resources and/or Materials (up to 7 pages)

TPEs and Elements: TPE 1, Elements 1, 4, 5; TPE 3, Elements 1, 2, 5, 6; TPE 4, Elements 1, 2, 4; TPE 5, Elements 2, 8

ESN TPEs and Elements: TPE 1, Elements 4, 9, 12; TPE 3, Elements 3, 4, 5; TPE 4, Elements 1, 3, 4; TPE 5, Element 3

Rubric 1.4 — Step 1: Plan

Essential Question: How does the candidate apply recent learning* to plan adaptation(s)** for the FS based on their assets **and/or** interests, learning needs, **and** IEP goal(s)?

Level 1	Level 2	Level 3	Level 4
<p>Candidate’s planned adaptation(s) for the FS are not based on recent learning.*</p> <p>Candidate’s planned math lesson adaptation(s)** do not leverage the FS’s assets and/or interests.</p> <p>Candidate’s planned math lesson adaptation(s) do not support the FS’s math and/or ALD learning need(s).</p> <p>Candidate’s planned math lesson adaptation(s) do not support the FS’s math-related IEP goal(s).†</p>	<p>Candidate’s planned adaptation(s) for the FS are vaguely based on recent learning* or information used is not recent.</p> <p>Candidate’s planned math lesson adaptation(s)** vaguely leverage the FS’s assets and/or interests.</p> <p>Candidate’s planned math lesson adaptation(s) vaguely support the FS’s math and/or ALD learning need(s).</p> <p>Candidate’s planned math lesson adaptation(s) vaguely support the FS’s math-related IEP goal(s).†</p>	<p>Candidate’s planned adaptation(s) for the FS are clearly based on recent learning.*</p> <p>Candidate’s planned math lesson adaptation(s)** clearly leverage the FS’s assets and/or interests.</p> <p>Candidate’s planned math lesson adaptation(s) clearly support the FS’s math and ALD learning need(s).</p> <p>Candidate’s planned math lesson adaptation(s) clearly support the FS’s math-related IEP goal(s).†</p>	<p>All of Level 3, plus:</p> <p>Candidate plans adaptation(s) for the FS to participate in the math lesson by using two or more multisensory strategies‡ to support the FS’s learning needs.</p> <hr/> <p>Level 5</p> <p>All of Levels 3 & 4, plus:</p> <p>Candidate’s planning for the FS’s adaptation(s) draw upon and/or refer to evidence-based math practice(s) and/or research appropriate to the FS’s math learning need(s).</p>

Notes:

*For example, recent observations or math assessment results (e.g., formative, summative, state testing), IEP information, as well as information related to the FS’s math knowledge, skills, and/or abilities provided by your cooperating teacher, supervising faculty, service providers, and/or families/guardians

Adaptations may include accommodations, modifications, and/or augmentative and alternative communication (AAC) (low-, mid-, **or high-tech, **or** a combination).

†Math-related IEP goal(s): Any IEP goal(s) that are related to the content or practice the candidate plans to teach in the math lesson (e.g., math IEP goal, IEP goal related to math content and/or practice, IEP goal related to academic language, IEP goal related to well-being or behavior that would impact access to the math lesson).

‡Multisensory strategies are teaching techniques that engage two or more senses simultaneously—visual, auditory, kinesthetic, and/or tactile.

Step 1 Sources of Evidence:

- **Part A:** Contextual Information (up to 4 pages)
- **Part B:** Math Lesson Plan (up to 5 pages)
- **Part C:** Focus Student Adaptation(s) (up to 10 pages)
- **Part D:** Math Lesson Resources and/or Materials (up to 7 pages)

TPEs and Elements: TPE 1, Elements 1, 4; TPE 2, Elements 1, 2, 3, 4; TPE 3, Elements 1, 2, 5, 6; TPE 4, Elements 1, 2, 4; TPE 5, Elements 2, 8

ESN TPEs and Elements: TPE 1, Element 5; TPE 2, Element 10; TPE 3, Elements 4, 5, 6; TPE 4, Elements 1, 4, 8; TPE 5, Elements 1, 3

Step 2: Teach and Assess

I. Teach and Video Record the Math Lesson

Teach and video record the entire math lesson. From this video of the math lesson where you and the focus student are seen and heard, select 1 to 3 video clips. Your 1 to 3 video clips may total up to 15 minutes (assessors will only watch and score the first 15 minutes of video recording submitted).

Privacy Reminder: Do not use your school's actual name. For students and/or other adults in the classroom, use their first or last name only.

Best Practice : Thoughts on Video Recording



<https://www.youtube.com/watch?v=rolnnINiiMY>

Permission for Video Recording

Verify permission from the families and/or guardians of the students whom you plan to engage in the lesson and who will appear in the video recordings.

Follow all district policies regarding video recording of students and adults. Videos may not be posted on any public forum (e.g., YouTube).

Candidates are responsible for verifying and, if necessary, obtaining appropriate permissions from all the families/guardians of the students and from all adults who appear in the video clips. Permission verification remains with the school/district or preschool program and is not submitted as a part of the Math Cycle.

Technical support for video recording is found at [EdSp CalTPA Preparation Materials](#).

II. Select Math Lesson Video Clip(s)

❖ Upload: Part E: Video Clip(s) (1 to 3 video clips, totaling up to 15 minutes)

Directions: Select and submit 1 to 3 video clip(s) totaling up to 15 minutes where you and the focus student must be seen and heard. Across your selected video clip(s), provide evidence that demonstrates you doing each of the following:

1. Maintaining a safe, positive learning environment¹⁰
2. Engaging the FS in developmentally appropriate higher-order thinking (analysis, synthesis, evaluation, [interpretation](#), [transfer](#)) during the math lesson
3. Using a [UDL](#)-focused strategy(ies) to support the FS during the math lesson
4. Implementing strategies to monitor the FS's progress to support their learning
5. Responding [intentionally](#) to support the FS's learning

Video Clip(s) Length

Assessors will review only the first 15 minutes of video, starting with Video Clip 1. If the total time across all videos exceeds 15 minutes, assessors will stop reviewing, and any remaining video will not be considered.

If necessary, you may edit video clips to ensure all required elements are documented within the 15 minutes. Do not include music, sound effects, or any other distracting elements in any of the video clips. Do NOT speed up videos to include more content.

III. Provide Commentary

❖ Template/Upload: Part F: Commentary (written, verbal, or ASL commentary)

Directions: In a written, verbal, or ASL commentary, respond to the prompts below as they relate to the instruction in your 1 to 3 video clips. In your commentary, be sure to identify the video clip and the time span and provide a description of what is happening and why. Commentary must align to what is demonstrated in the video clip(s) of your instruction.

Any commentary that does not align with the video provided will not be considered by assessors as evidence.

Note: If you choose to record a video response to the prompts, that response may be up to 10 minutes. Respond naturally and authentically, explaining your teaching choices and how they support the math content and practice and math [ALD learning goals](#).

¹⁰ This also includes creating a safe and welcoming environment that includes barrier-free space for independent mobility and/or sensory accommodations

Commentary Prompts:

For each prompt below, describe (a) what you did, (b) why you did it, and (c) the impact on student learning. Be sure to include the video clip number and [timestamp](#) where each of the following occurs.

1. Maintaining a safe, positive learning environment
2. Engaging the FS in developmentally appropriate higher-order thinking during the math lesson
3. Using a [UDL](#)-focused strategy(ies) to support the FS during the math lesson
4. Implementing strategies to monitor the FS's progress to support their learning
5. Responding intentionally to support the FS's learning

Step 2 Evidence to Be Submitted

- ❖ **Part E:** Video Clip(s) (1 to 3 video clips, totaling up to 15 minutes)
- ❖ **Part F:** Commentary (written, up to 8 pages; **OR** up to 10 minutes of verbal or ASL commentary)

Step 2 Rubrics

Rubric 1.5 — Step 2: Teach and Assess

Essential Question: How does the candidate maintain a safe, positive learning environment* **and** apply a UDL-focused strategy that supports the FS in making progress during the math lesson?

Level 1	Level 2	Level 3	Level 4
<p>Candidate does not provide a demonstration and/or description of how they maintain a safe, positive learning environment* during the math lesson.</p> <p>Candidate does not provide a demonstration and/or description of how they use a UDL-focused strategy(ies) to support the FS during the math lesson.</p> <p>Candidate provides a demonstration and/or description with 4 or more minor or a major inaccuracy(ies) in their math content instruction.</p> <p>Candidate does not provide a demonstration and/or description of the math lesson described in Step 1.</p>	<p>Candidate provides an unclear demonstration and/or description of how they maintain a safe, positive learning environment* during the math lesson.</p> <p>Candidate provides an unclear demonstration and/or description of how they use a UDL-focused strategy(ies) to support the FS during the math lesson.</p> <p>Candidate provides a demonstration and/or description with 3 or fewer minor inaccuracies in their math content instruction.</p> <p>Candidate provides an unclear demonstration and/or description of the math lesson described in Step 1.</p>	<p>Candidate provides a clear demonstration and description of how they maintain a safe, positive learning environment* during the math lesson.</p> <p>Candidate provides a clear demonstration and description of how they use a UDL-focused strategy(ies) to support the FS during the math lesson.</p> <p>Candidate provides a clear demonstration and description of accurate math content instruction.</p> <p>Candidate provides a clear demonstration and description of the math lesson described in Step 1.</p>	<p>All of Level 3, plus:</p> <p>Candidate demonstrates and describes how they use multiple UDL-focused strategies to support the FS during the math lesson.</p> <p>Level 5</p> <p>All of Levels 3 & 4, plus:</p> <p>Candidate intentionally demonstrates and describes how they leverage the FS's assets and/or interests during the math lesson.</p>

Note:

*For example, take intellectual risks, create safe and welcoming environment, foster positive attitudes toward mathematics, encourage FS's curiosity and/or persistence, physical safety, providing a barrier-free space for independent mobility and/or sensory accommodations

Step 2 Sources of Evidence:

- **Part E:** Video Clip(s) (1 to 3 video clips, totaling up to 15 minutes)
- **Part F:** Commentary (written, up to 8 pages; **OR** up to 10 minutes of verbal or ASL commentary)

TPEs and Elements: TPE 1, Elements 1, 4; TPE 2, Elements 1, 2, 3, 5, 6; TPE 4, Element 4; TPE 7, Element 9

ESN TPEs and Elements: TPE 1, Elements 4, 9; TPE 2, Elements 4, 6, 7, 8, 9, 11, 12, 13; TPE 3, Elements 2, 3, 4; TPE 4, Element 1

Rubric 1.6 — Step 2: Teach and Assess

Essential Question: How does the candidate engage the FS in developmentally appropriate higher-order thinking during the math lesson **and** monitor **and** respond intentionally to support the FS’s learning during the math lesson?

Level 1	Level 2	Level 3	Level 4
<p>Candidate does not provide a demonstration and/or description of how they engage the FS in developmentally appropriate higher-order thinking during the math lesson.</p> <p>Candidate does not provide a demonstration and/or description of how they monitor and/or respond intentionally to support the FS’s learning during the math lesson.</p>	<p>Candidate provides an unclear demonstration and/or description of how they engage the FS in developmentally appropriate higher-order thinking during the math lesson.</p> <p>Candidate provides an unclear demonstration and/or description of how they monitor and/or respond intentionally to support the FS’s learning during the math lesson.</p>	<p>Candidate provides a clear demonstration and description of how they engage the FS in developmentally appropriate higher-order thinking during the math lesson.</p> <p>Candidate provides a clear demonstration and description of how they monitor and respond intentionally to support the FS’s learning during the math lesson.</p>	<p>All of Level 3, plus:</p> <p>Candidate demonstrates and describes how they use multiple assessment(s) to monitor and adjust instruction to support the FS’s learning.</p> <p>Level 5</p> <p>All of Levels 3 & 4, plus:</p> <p>Candidate demonstrates and describes how they connect math learning to real-life contexts to engage, motivate, and/or extend the FS’s learning.</p>

Step 2 Sources of Evidence:

- **Part E:** Video Clip(s) (1 to 3 video clips, totaling up to 15 minutes)
- **Part F:** Commentary (written, up to 8 pages; **OR** up to 10 minutes of verbal or ASL commentary)

TPEs and Elements: TPE 1, Elements 3, 5, 8; TPE 2, Element 5; TPE 3, Element 3; TPE 4, Element 4; TPE 5, Element 1

ESN TPEs and Elements: TPE 1, Element 9; TPE 2, Elements 5, 11, 13; TPE 3, Elements 1, 2; TPE 4, Element 5; TPE 5, Element 2

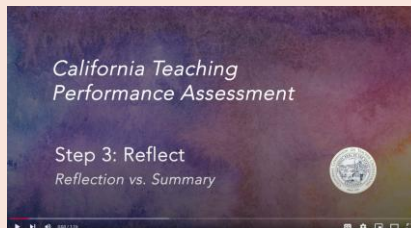
Step 3: Reflect

I. Reflect on What You Learned

❖ Template: Part G: Lesson Reflection and Analysis

Directions: Reflect on the impact of your planning and teaching of the math lesson and how it supported the FS in making progress toward meeting the math and [ALD learning goals](#).

Best Practice 🎥: Reflection vs. Summary



<https://www.youtube.com/watch?v=DUVX0x5hpPw>

Reflective writing in education is a practice where students or teachers critically [analyze](#) their learning experiences and thoughts about a specific event or situation, allowing them to gain deeper insights into their own learning process and identify areas for improvement.

Reflection prompts:

1. Overall, what went well in your teaching of the lesson? Think about specific examples from Steps 1 and/or 2.
2. What did not go well or as expected in your teaching of the lesson? Think about specific examples from Steps 1 and/or 2.
3. What impact did each of the following have on your teaching:
 - getting to know the FS before teaching the lesson
 - creating a safe, positive environment
 - using an [asset](#)-based approach
 - implementing [UDL](#)-focused strategy(ies)
 - engaging the FS in higher-order thinking
4. Overall, did the FS meet the math and ALD learning goals? How do you know?
5. Analyze the impact of the [adaptation\(s\)](#) for the FS's learning needs. Did the adaptation(s) support the FS's progress toward the learning goals? How do you know?

Step 3 Evidence to Be Submitted

- ❖ **Part G:** Lesson Reflection and Analysis (up to 5 pages)

DRAFT

Step 3 Rubric

Rubric 1.7 — Step 3: Reflect

Essential Question: How does the candidate reflect on the impact of their asset-based, UDL-focused math lesson for the FS in a safe, positive learning environment?

Level 1	Level 2	Level 3	Level 4
<p>Candidate does not reflect on what went well and/or what did not go well or as expected in the lesson.</p> <p>Candidate does not reflect on the impact of getting to know the FS before teaching the lesson.</p> <p>Candidate does not reflect on the impact of the safe, positive environment they created.</p> <p>Candidate does not reflect on the impact of their asset-based approach.</p> <p>Candidate does not reflect on the impact of their UDL-focused strategy(ies).</p> <p>Candidate does not reflect on the impact of engaging the FS in higher-order thinking.</p> <p>Candidate does not analyze* the FS’s progress in meeting the math and/or ALD learning goals.</p> <p>Candidate does not analyze* the impact of the adaptation(s) used to support the FS in making progress toward meeting the learning goals.</p>	<p>Candidate vaguely reflects on what went well and/or what did not go well or as expected in the lesson.</p> <p>Candidate vaguely reflects on the impact of getting to know the FS before teaching the lesson.</p> <p>Candidate vaguely reflects on the impact of the safe, positive environment they created.</p> <p>Candidate vaguely reflects on the impact of their asset-based approach.</p> <p>Candidate vaguely reflects on the impact of their UDL-focused strategy(ies).</p> <p>Candidate vaguely reflects on the impact of engaging the FS in higher-order thinking.</p> <p>Candidate vaguely analyzes* the FS’s progress in meeting the math and/or ALD learning goals.</p> <p>Candidate vaguely analyzes* the impact of the adaptation(s) used to support the FS in making progress toward meeting the learning goals.</p>	<p>Candidate clearly reflects on what went well and what did not go well or as expected in the lesson.</p> <p>Candidate clearly reflects on the impact of getting to know the FS before teaching the lesson.</p> <p>Candidate clearly reflects on the impact of the safe, positive environment they created.</p> <p>Candidate clearly reflects on the impact of their asset-based approach.</p> <p>Candidate clearly reflects on the impact of their UDL-focused strategy(ies).</p> <p>Candidate clearly reflects on the impact of engaging the FS in higher-order thinking.</p> <p>Candidate clearly analyzes* the FS’s progress in meeting the math and ALD learning goals.</p> <p>Candidate clearly analyzes* the impact of the adaptation(s) used to support the FS in making progress toward meeting the learning goals.</p>	<p>All of Level 3, plus:</p> <p>Candidate’s reflection demonstrates an understanding that affirming, validating, and/or leveraging the FS’s assets and/or interests influence math learning.</p> <hr/> <p>Level 5</p> <p>All of Levels 3 & 4, plus:</p> <p>When reflecting on the impact of their instruction, the candidate refers to specific examples from the teaching of their math lesson to determine which strategy(ies) moved learning forward.</p>

Note:

*Analyze: Involves carefully and systematically looking for recurring themes, common misconceptions, strengths and/or areas of growth across a collection of student work in order to gain insights into student understanding. Analysis goes beyond simply describing what happened; it delves into why, what was learned/understood, and what the work reveals about student thinking.

Step 3 Source of Evidence:

- **Part G:** Lesson Reflection and Analysis (up to 5 pages)

TPEs and Elements: TPE 5, Element 2; TPE 6, Elements 1, 3

ESN TPEs and Elements: TPE 1, Element 5; TPE 2, Element 12; TPE 5, Element 3

Step 4: Apply

I. Application of What You Learned

❖ **Template/Upload: Part H: Application of Learning (written, verbal, or ASL response)**

Directions: Respond to the following prompts and explain what your next steps would be to advance the FS's math knowledge.

Note: If you choose to submit a video commentary response, it may be up to 5 minutes. Respond naturally and authentically to explain your future math teaching plans.

Application Prompts:

1. Describe what you learned throughout this cycle (e.g., what went well and what did not go well or as expected). Use a specific example(s) from Steps 1, 2, or 3 to justify your next instructional move for math learning.
2. Describe the next math activity that you would teach to the FS to advance their math and [ALD](#) learning. Use a specific example(s) from Steps 1, 2, or 3 to justify your next instructional move for math learning.
3. How would you continue to support your FS's learning need(s) during this next math activity? Think about how you might [leverage](#) student [assets and/or interests](#). Use a specific example(s) from Steps 1, 2, or 3 to justify your next instructional move for math learning.
4. Describe how you plan to collaborate with and/or facilitate [instructional support personnel](#) to support the FS in future instruction.

Step 4 Evidence to Be Submitted

- ❖ **Part H:** Application of Learning (written, up to 4 pages; **OR** up to 6 minutes of verbal or ASL response)

Step 4 Rubric

Rubric 1.8 — Step 4: Apply

Essential Question: How does the candidate apply what they have learned to determine next steps for math content **and** math practice **and** math ALD instruction?

Level 1	Level 2	Level 3	Level 4
Candidate's application of next steps does not describe what they learned throughout this cycle.	Candidate's application of next steps vaguely describes what they learned throughout this cycle.	Candidate's application of next steps clearly describes what they learned throughout this cycle.	All of Level 3, plus: Candidate's responses demonstrate how they will continue to leverage the FS's assets and/or interests in future lessons to support math learning.
Candidate's application of next steps does not describe how they would advance the FS's math and/or ALD learning.	Candidate's application of next steps vaguely describes how they would advance the FS's math and/or ALD learning.	Candidate's application of next steps clearly describes how they would advance the FS's math and ALD learning.	
Candidate's application of next steps does not describe how they would continue to support the FS's learning need(s).	Candidate's application of next steps vaguely describes how they would continue to support the FS's learning need(s).	Candidate's application of next steps clearly describes how they would continue to support the FS's learning need(s).	Level 5 All of Levels 3 & 4, plus: Candidate describes how they will apply what they have learned about the FS to plan future instruction that clearly reinforces, strengthens, and/or extends their higher-order thinking related to math and ALD.
Candidate's application of next steps does not describe how they would continue to collaborate with and/or facilitate instructional support personnel to support the FS in future instruction.	Candidate's application of next steps vaguely describes how they would continue to collaborate with and/or facilitate instructional support personnel to support the FS in future instruction.	Candidate's application of next steps clearly describes how they would continue to collaborate with and/or facilitate instructional support personnel to support the FS in future instruction.	
Candidate does not use a specific example(s) from Steps 1, 2, or 3 and/or does not justify their next instructional move for math learning or the provided example does not justify the next instructional move for math learning.	Candidate uses an example(s) from Steps 1, 2, or 3 that vaguely justifies their next instructional move for math learning.	Candidate uses a specific example(s) from Steps 1, 2, or 3 that clearly justifies their next instructional move for math learning.	

Step 4 Source of Evidence:

- **Part H:** Application of Learning (written, up to 4 pages; **OR** up to 6 minutes of verbal or ASL response)

TPEs and Elements: TPE 1, Element 1; TPE 3, Element 2; TPE 4, Element 4; TPE 5, Element 8; TPE 6, Element 1

ESN TPEs and Elements: TPE 1, Elements 5, 6; TPE 2, Element 11; TPE 3, Element 3; TPE 4, Elements 5, 7, 8; TPE 5, Elements 1, 3; TPE 6, Element 2

CalTPA Glossary

This glossary contains terms as used in this version of the CalTPA Performance Assessment Guide. Reference this glossary to determine if you are using the terms appropriately in your responses to the directions.

504 Plan

Section 504 of the Rehabilitation Act of 1973, a federal civil rights law that prohibits discrimination against individuals with disabilities and protects students from being denied participation in school programs, services, or activities solely on the basis of disability. A 504 Plan is a written document detailing the accommodations that can assist students with learning and attention issues learn and participate in the general education curriculum. Section 504 defines disability on a broader basis than does IDEA. That is why students who are not eligible for an IEP may meet the criteria for a 504 Plan. Students who meet the definition of a person with a disability under Section 504 are those who have a physical or mental impairment that substantially limits one or more major life activities, have a record of such an impairment, or are regarded as having such an impairment. The 504 Plan should include a description of the disability, the major life activity limited, the basis for determining the disability and its educational impact, and necessary accommodations.

Academic language development (ALD)

The process of learning and using the language necessary for success in academic settings. ALD provides students with a common set of terms to help them access, understand, and communicate subject-specific concepts. This includes developing vocabulary and syntax to support learning, critical thinking, and academic discussions. By integrating ALD into instruction, educators ensure that all students, including multilingual learners, have the linguistic tools to engage with the content and express their understanding effectively.

Accommodation

Service or support related to a student's disability that allows the student to fully access a given subject matter and to accurately demonstrate knowledge without requiring a fundamental alteration to the standard or expectation of the assignment or test.

Actionable feedback

Actionable feedback is specific, practical, and clear information provided to students to help them improve their performance or understanding. It goes beyond general comments and provides concrete suggestions on how to address specific areas for improvement. Essentially, it is feedback that empowers students to take tangible steps toward growth. By providing actionable feedback, teachers can help students focus their efforts on specific areas for improvement and track their progress toward mastery.

Active learning

Active learning is a teaching approach that engages students directly in the learning process through meaningful activities and reflection. Instead of passively receiving information, students actively participate by discussing, problem-solving, collaborating, experimenting, or analyzing, which helps deepen understanding and improve retention of content.

Adaptation

Making either an [accommodation](#) or [modification](#) to instruction to give students equal access to the content-specific curriculum and to give them the opportunity to process and demonstrate what has been taught.

Adverse childhood experiences

Adverse childhood experiences, or ACEs, are potentially traumatic events that occur in childhood (0–17 years). Examples include:

- experiencing violence, abuse, or neglect
- witnessing violence in the home or community
- having a family member attempt or die by suicide

Also included are aspects of the child’s environment that can undermine their sense of safety, stability, and bonding. Examples can include growing up in a household with:

- substance use problems
- mental health problems
- instability due to parental separation
- instability due to household members being in jail or prison

The examples above are not a complete list of adverse experiences. Many other traumatic experiences could impact health and well-being. This can include not having enough food to eat, experiencing homelessness or unstable housing, or experiencing discrimination.

Affirm and validate¹

To take the culture(s) and language(s) of the student(s) that have been traditionally perceived as negative or illegitimate and intentionally and purposefully reverse those perceptions and highlight them as strengths.

Analyze

Involves carefully and systematically looking for recurring themes, common misconceptions, and strengths and/or areas of growth across a collection of student work in order to gain insights into student understanding. Analysis goes beyond simply describing what happened; it

¹ Center for Culturally Responsive Teaching and Learning (CCRTL) (<https://culturallyresponsive.org/>)

dives into why it happened, what was learned/understood, and what the work reveals about student thinking.

Assessment

The formal or informal process of collecting evidence about student progress, analyzing and evaluating progress, communicating about progress, and adjusting teaching practices based on reflection on a teacher’s practice. There are multiple forms of assessment, including achievement or other standardized tests, exercises or assignments that enable teachers to measure student progress, and student work, and assessments may include feedback from parents/guardians or other family members. For additional information, see the [California Department of Education website](#).

Asset

An asset-based approach focuses on strengths. It views diversity in thought, culture, and traits as a positive asset. Students are valued for what they bring to the classroom rather than characterized by what they may need to work on or lack. Therefore, what they bring to the classroom is considered an asset. Student assets include diversity in **thinking** (e.g., critical, creative, inductive, deductive, holistic, detail focused), **culture** (e.g., ethnic, racial, gender-identity), **traits** (e.g., temperament, introversion/extroversion, social and emotional strengths, creativity, leadership/collaboration ability), and **intelligences** (e.g., musical-rhythmic, visual-spatial, verbal-linguistic, logical mathematical, bodily-kinesthetic), **as well as unique experiences, skills, or interests** (e.g., travel, outside projects, relevant talents/skills/interests, student club affiliations).

Assets and/or interests

The culture(s) and language(s) that students bring to school are important strengths and positive contributions to the school community. These assets are incorporated in positive ways through culturally and linguistically sustaining practices and the support of bilingualism.

Asset-based pedagogies view the diversity that students bring to the classroom (e.g., culture, language, interests, disability, socio-economic status) as characteristics that add value and strength to classrooms and communities. Culturally relevant pedagogy, culturally responsive teaching, and culturally sustaining pedagogy are all approaches that affirm students’ cultural lives—both family and community—and incorporate this knowledge into the classroom and collectively deem students’ lived experiences as assets. These practices affirm the diversity that students bring to the classroom and include instructional approaches that leverage the interests of students to make learning more relevant and effective.

Assistive technology

Any item, piece of equipment, software program, or product system that is used to increase, maintain, or improve the functional capabilities of persons with disabilities.

At risk for dyslexia

A student is at risk for dyslexia when they exhibit “deficits in phonological awareness, rapid automatized naming, verbal working memory and letter knowledge.” (Gaab, 2017)

Augmentative and alternative communication (AAC)²

One of a family of alternative methods of communication, which includes communication boards, communication books, and computerized voices; used by individuals unable to communicate readily through speech.

Biliteracy³

Sometimes referred to as bilingual. Instruction for English learners in which the students’ native language and English are used for academic and literacy instruction. The goal of biliteracy instruction is to work toward proficiency in English.

Black, Indigenous, and people of color (BIPOC)

BIPOC—or Black, Indigenous, and people of color—is used to refer to members of nonwhite communities.

Bridging

Students at this level continue to learn and apply a range of high-level English language skills in a wide variety of contexts, including comprehension and production of highly technical texts. The “bridge” alluded to is the transition to full engagement in grade-level academic tasks and activities in a variety of content areas without the need for specialized ELD instruction.⁴

California Content Standards and/or Curriculum Frameworks⁵

These specify and define the knowledge, concepts, and skills that students should acquire at each grade level in each content area. For the purpose of this guide, this general term is also intended to include the California English Language Development Standards, the California Preschool Curriculum Frameworks, and the California Preschool/Transitional Kindergarten Learning Foundations. **For EdSp only, this term is intended to include the Core Content Connectors and the Expanded Core Curriculum for Students with Visual Impairments:** If the

² <https://iris.peabody.vanderbilt.edu/resources/glossary/>

³ [Multilingual Education - Resources \(CA Dept of Education\)](#)

⁴ [Appendix, Resources, & Glossary - Curriculum Frameworks \(CA Dept of Education\)](#)

⁵ 2014 English Language Arts/English Language Development Framework: <https://www.cde.ca.gov/ci/rl/cf/>

California Content Standards: <https://www.cde.ca.gov/be/st/ss/>

California English Language Development Standards (CA ELD Standards): <https://www.cde.ca.gov/sp/el/er/eldstandards.asp>

California Preschool Curriculum Frameworks: <https://www.cde.ca.gov/sp/cd/re/psframework.asp>

California Preschool/Transitional Kindergarten Learning Foundations: <https://www.cde.ca.gov/sp/cd/re/psfoundations.asp>

Expanded Core Curriculum for Students with Visual Impairments: Hatlen, P. (1996). “Expanded Core Curriculum for Students with Visual Impairments.” In *Guidelines for programs serving students with visual impairments* from <https://www.csb-cde.ca.gov/resources/standards/documents/viguidelines-2014edition.pdf>

Reading, Writing, and Math Core Content Connectors: https://wiki.ncscpartners.org/index.php/Core_Content_Connectors

students access an alternate curriculum that makes them eligible for the California Alternate Assessments (CAA), you may use the Core Content Connectors instead of the CA Common Core State Standards. Core Content Connectors “are content bridges between the state content standards and learning progression pathways through the K–12 grade-level curriculum. The language of the content standard is in almost all cases retained to maintain a close grade-level connection.”⁶

California English Language Development Standards (CA ELD Standards)

The CA ELD Standards describe the key knowledge, skills, and abilities that students who are learning English as a new language need in order to access, engage with, and achieve in grade-level academic content.⁷

California Preschool Curriculum Frameworks⁸

These frameworks enrich learning and development opportunities for all of California’s preschool children. They include ideas for how to intentionally integrate learning into children’s play; implement child-directed and teacher-guided activities; plan environments, interactions, routines, and materials that engage children in learning; and individualize curriculum based on children’s knowledge, skills, needs, and interests.

California Preschool/Transitional Kindergarten Learning Foundations⁹

These foundations outline the key knowledge and skills that most children can achieve when provided with the kinds of interactions, instruction, and environments that research has shown to promote early learning and development. The foundations can provide early childhood educators, parents, and the public with a clear understanding of the wide range of knowledge and skills that preschool children typically attain when given the benefits of a high-quality preschool program.

California Standards for the Teaching Profession (CSTP)

These delineate and define six interrelated domains of teaching practice: (1) Engaging and Supporting All Students in Learning; (2) Creating and Maintaining Effective Environments for Student Learning; (3) Understanding and Organizing Subject Matter for Student Learning; (4) Planning Instruction and Designing Learning Experiences for All Students; (5) Assessing Students for Learning; and (6) Developing as a Professional Educator.

⁶ NCSC’s Content Model for Grade-Aligned Instruction and Assessment: “The Same Curriculum for All Students” (NCSC Brief #7) (<https://wayback.archive-it.org/6505/20240617130528/http://www.ncscpartners.org/Media/Default/PDFs/Resources/NCSCBrief7.pdf>)

⁷ <https://www.cde.ca.gov/sp/el/er/documents/eldstndpublication14.pdf>

⁸ <https://www.cde.ca.gov/sp/cd/re/psframework.asp>

⁹ <https://www.cde.ca.gov/sp/cd/re/psfoundations.asp>

California Teaching Performance Expectations (TPEs)¹⁰

TPEs are the expectations for knowledge, skills, and abilities that a new teacher should be able to demonstrate upon completion of a California-accredited teacher preparation program. The TPEs have six domains including Engaging and Supporting All Students in Learning, Creating and Maintaining Effective Environments for Student Learning, Understanding and Organizing Subject Matter for Student Learning, Planning Instruction and Designing Learning Experiences for All Students, Assessing Student Learning, and Developing as a Professional Educator. These are identical to the six domains of the California Standards for the Teaching Profession (CSTPs) used to guide induction programs, leading to a clear teaching credential.

Checklist

A form of student self-assessment that is based on the learning goals and allows the students to objectively compare the criteria of the checklist to their own process, product, or performance.

Class

A group of students who meet regularly while attending school. A class is typically made up of students at the same chronological level; levels can range from preschool to grade 12, or age 22.

Classroom context

Classroom context can be defined as characteristics or features of classrooms that do not include the teachers or their teaching. This includes the composition of the student body, classroom structures, resources, as well as school and district policies that teachers must follow.

Collaborative

Relating to engagement in dialogue with others.¹¹

Content knowledge

Reading, writing, speaking, listening, and language are tools for acquiring, constructing, and conveying knowledge. Students who exhibit the capacities of literate individuals build strong content knowledge. As stated in the CA CCSS for ELA/Literacy, “Students establish a base of knowledge across a wide range of subject matter by engaging with works of quality and substance. They become proficient in new areas through research and study. They read purposefully and listen attentively to gain both general knowledge and discipline-specific expertise. They refine and share their knowledge through writing and speaking” (CDE 2013, 6).¹²

¹⁰ <https://docs.ctc.ca.gov/Document/Download/30460>

¹¹ <https://www.cde.ca.gov/sp/el/er/documents/eldstndpublication14.pdf>

¹² [2014 ELA/ELD Framework, Chapter 2 - Curriculum Frameworks \(CA Dept of Education\)](#)

Content-specific instructional strategies

Instructional strategies that are effective for the content area as defined by the Teaching Performance Expectations (TPEs) and the State Board of Education framework and/or equivalent.

Content-specific learning goal(s)

Specific statements of intended student attainment of essential content concepts and skills. The content-specific learning goal is the heart of assessment for learning and needs to be made clear at the planning stage if teachers are to find assessment for learning authentic and essential for student success.

Content-specific pedagogy

Content-specific pedagogy is the specific methods or practices that are used to teach a certain subject. Its focus is on the best practices for that subject, which are most likely derived through research of the methods or practices.

Co-teaching

When two teachers (teacher candidate/cooperating teacher, education specialist, and/or general education teacher) work together with groups of students or individual students, sharing the planning, organization, delivery, and assessment of instruction, as well as the physical space.

Crosscutting themes

The five key themes of a robust and comprehensive instructional program in ELA/Literacy for all students: Meaning Making, Language Development, Effective Expression, Content Knowledge, and Foundational Reading Skills. These key themes cut across the strands of Reading, Writing, Speaking and Listening, and Language. They also encompass all three parts of the CA ELD Standards: “Interacting in Meaningful Ways” (collaborative, interpretive, and productive), “Learning About How English Works” (structuring cohesive texts, expanding and enriching ideas, and connecting and condensing ideas), and “Using Foundational Literacy Skills.”¹³

Culturally and linguistically sustaining practices¹⁴

Culturally and Linguistically Sustaining Practices (CLSP) draw upon, infuse, and evoke students’ existing schema, experiences, funds of knowledge, and perspectives to optimally facilitate learning. CLSP also intentionally seek racial and cultural equity and pluralism in order to deliberately tailor district-wide norms, policies, and practices to affirm the identities of and expand opportunities for historically marginalized students. CLSP heavily rely upon the

¹³ [2014 ELA/ELD Framework, Chapter 2 - Curriculum Frameworks \(CA Dept of Education\)](#)

¹⁴ Dr. Colin Rose & Hayden Frederick-Clarke (<https://www.bostonpublicschools.org/bps-departments/opportunity-gaps/our-cultural-proficiency-work>) (<https://www.cde.ca.gov/sp/me/mt/clrtdescriptions.asp>)

scholarship and research of its preceding models, namely culturally relevant, culturally responsive, and culturally sustaining pedagogies (Gay 2010; Ladson-Billings 1995; Paris 2012).

Deaf coach

A Deaf coach is a Deaf adult who is fluent in sign language and works in conjunction with the teacher and the family to provide services that support the student’s progress toward IFSP or IEP language goals.¹⁵

Deep learning

Knowledge that is beyond attending to or recalling factual pieces of information and, instead, is characterized by the ability to put those pieces together to evaluate, solve complex problems, and generate new ideas. See also “[higher-order thinking skills](#).”¹⁶

Deficit thinking

Deficit thinking refers to negative, stereotypical, and prejudicial beliefs about diverse groups.¹⁷ According to Valencia (1997), “the deficit thinking paradigm posits that students who fail in school do so because of alleged internal deficiencies (such as cognitive and/or motivational limitations) or shortcomings socially linked to the youngster—such as familial deficits and dysfunctions.”¹⁸

Demonstrations

Refer to a wide variety of potential educational projects, presentations, or products through which students “demonstrate” what they have learned, usually as a way of determining whether and to what degree they have achieved expected learning standards or learning objectives for a course or learning experience. A demonstration of learning is typically both a learning experience in itself and a means of evaluating academic progress and achievement.

Designated English language development

A protected time during the school day when teachers use the California English Language Development Standards (CA ELD Standards) as the focal standards in ways that build into and from content instruction.¹⁹

¹⁵ <https://norcalcenter.org/deafcoach/>

¹⁶ Darling-Hammond, L., Oakes, J., Wojcikiewicz, S., Hylar, M. E., Guha, R., Podolsky, A., Kini, T., Cook-Harvey, C., Mercer, C., & Harrell, A. (2019). *Preparing teachers for deeper learning*. Cambridge, MA: Harvard Education Press.

¹⁷ Constantine, M. G., & Sue, D. W. (2006). *Addressing racism: Facilitating cultural competence in mental health and educational settings*. New Jersey: Wiley & Sons.

¹⁸ Valencia, R. R. (1997). *The evolution of deficit thinking: Educational thought and practice*. Abingdon, Oxon: Routledge Falmer.

¹⁹ ELA/ELD Framework, 2014

Developmental level

Refers to the stages or milestones in children’s/adolescents’ cognitive, psychological, and physical development. While children/adolescents may be expected to progress through the same specified stages and in the same order, they proceed at different rates through these stages. Thus, children/adolescents of the same chronological age may be observed to be at different “levels.”

Differentiate

Differentiated instruction and assessment (also known as differentiated learning or, in education, simply, differentiation) is a framework or philosophy for effective teaching that involves providing different students with different avenues to learning (often in the same classroom) in terms of acquiring content; processing, constructing, or making sense of ideas; and developing teaching materials and assessment measures so that all students within a classroom can learn effectively, regardless of differences in ability.

Direct literacy instruction²⁰

The California Dyslexia Guidelines provide the following definition: All concepts are directly and explicitly taught to students with continuous student–teacher interaction. Learning is never assumed. All concepts, skills, and procedures are deliberately taught and practiced with teacher guidance and feedback. The goal of instruction is always independent and functional use.

SB 488 adds that “direct, systematic, explicit phonics” means phonemic awareness, spelling patterns, the direct instruction of sound/symbol codes and practice in connected text, and the relationship of direct, systematic, explicit phonics to the components set forth in clauses (i) to (v), inclusive, of subparagraph (A).

1. The study of organized, systematic, explicit skills including phonemic awareness, direct, systematic, explicit phonics, and decoding skills.
2. A strong literature, language, and comprehension component with a balance of oral and written language.
3. Ongoing diagnostic techniques that inform teaching and assessment.
4. Early intervention techniques.
5. Guided practice in a clinical setting.

Disability

An individual with a disability means an individual evaluated in accordance with federal statute as having an intellectual disability, a hearing impairment (including deafness), a speech or language impairment, a visual impairment (including blindness), a serious emotional disturbance (referred to in part as “emotional disturbance”), an orthopedic impairment, autism,

²⁰ [California Dyslexia Guidelines - Announcements & Current Issues \(CA Dept of Education\)](#)

traumatic brain injury, another health impairment, a specific learning disability, deafblindness, or multiple disabilities, and who, by reason thereof, needs special education and related services.²¹

Disability category

Students who qualify for special education services can qualify under thirteen categories under the Individuals with Disabilities Education Act (IDEA). They can have a primary eligibility and a secondary eligibility. The thirteen categories are autism, deafblindness, deafness, emotional disturbance, hearing impairment, intellectual disability, multiple disabilities, orthopedic impairment, other health impairment, specific learning disability, speech or language impairment, traumatic brain injury, or visual impairment (including blindness).

Discrimination

Treatment or consideration of, or making a distinction in favor of or against, a person or thing based on the group, class, or category to which that person or thing belongs rather than on individual merit. Discrimination may occur, for example, on the basis of race, religion, gender, socio-economic class, physical ability, or sexual orientation.

Dual language setting

A classroom in which children are learning two (or more) languages at the same time, including those learning a second language while continuing to develop their first (or home) language.

Dyslexia

“A specific learning disability that is neurobiological in origin. It is characterized by difficulties with accurate and/or fluent word recognition and by poor spelling and decoding abilities. These difficulties typically result from a deficit in the phonological component of language that is often unexpected in relation to other cognitive abilities and the provision of effective classroom instruction. Secondary consequences may include problems in reading comprehension and reduced reading experience that can impede growth of vocabulary and background knowledge. (IDA 2002) Dyslexia may also be understood as one type of a ‘specific learning disability,’ which is defined in California’s regulations pertaining to students who qualify for special education services.”²²

Education Specialist Teaching Performance Expectations

Education Specialist TPEs²³ are the expectations for knowledge, skills, and abilities that a new education specialist candidate should be able to demonstrate upon completion of a California-accredited teacher preparation program. The TPEs have six domains including Engaging and Supporting All Students in Learning, Creating and Maintaining Effective Environments for

²¹ Individuals with Disabilities Education Act (IDEA) Sec. 300.8 (a) (1) <https://sites.ed.gov/idea/regs/b/a/300.8>

²² See Chapter 10 of the [CA Dyslexia Guidelines](#) for more information

²³ <https://docs.ctc.ca.gov/Document/Download/31263>

Student Learning, Understanding and Organizing Subject Matter for Student Learning, Planning Instruction and Designing Learning Experiences for All Students, Assessing Student Learning, and Developing as a Professional Educator. These are identical to the six domains of the California Standards for the Teaching Profession (CSTPs) used to guide induction programs, leading to a clear teaching credential.

Educational team

Members of the educational team typically include professionals and/or individuals from the school and/or community, as well as the student's parent(s)/guardian(s). These individuals bring their expertise and knowledge of the student to work together to address a student's needs. A non-exhaustive list of members includes: parents/guardians, general education teachers, special education teachers, administrators, school psychologists, behaviorists, paraprofessionals, occupational therapists, physical therapists, speech language pathologists, nutritionists, social workers, vocational specialists, audiologists, counselors, orientation and mobility specialists, adapted physical education specialist, assistive technology specialist. At times, it may be requested that a member of the community with knowledge of the student join the educational team (e.g., child/family advocates, clergy, tribal elders).²⁴

Educational technology

Any digital/virtual tool used to impact the teaching/learning process within an educational environment.

Effective expression

Effective expression in writing, discussing, and presenting depends on drawing clear understandings from and interacting with oral, written, and visual texts. These understandings may be literal or inferential and are impacted by students' knowledge of the topic and comprehension of the underlying language structures of the texts. Cogent presentations in speaking and writing result from repeated encounters with texts; these encounters are driven by different purposes, which help students analyze and interpret texts in terms of validity and linguistic and rhetorical effects.²⁵

English language development (ELD)

Integrated ELD is instruction in which the California English Language Development Standards (CA ELD Standards) are used in tandem with the state-adopted academic content standards. Designated ELD is instruction provided during a protected time in the regular school day for focused instruction on the state-adopted ELD standards. During Designated ELD, English

²⁴ <https://iris.peabody.vanderbilt.edu/module/asd1/cresource/q2/p04/#content>

²⁵ [2014 ELA/ELD Framework, Chapter 2 - Curriculum Frameworks \(CA Dept of Education\)](#)

learners develop critical English language skills necessary for accessing academic content in English.²⁶

English language development (ELD) goals

Specific statements of intended student attainment of essential English language skill development. The English language development goal is the heart of assessment for learning and needs to be made clear at the planning stage if teachers are to find assessment for learning authentic and essential for student success.

English language development proficiency level descriptors

Proficiency level descriptors (PLDs) provide an overview of stages of English language development that English learners are expected to progress through as they gain increasing proficiency in English as a new language. The PLDs describe student knowledge, skills, and abilities across a continuum, identifying what ELs know and can do at early stages and at exit from each of three proficiency levels: Emerging, Expanding, and Bridging. Emerging: Students at this level typically progress very quickly, learning to use English for immediate needs as well as beginning to understand and use academic vocabulary and other features of academic language. Expanding: Students at this level are challenged to increase their English skills in more contexts and learn a greater variety of vocabulary and linguistic structures, applying their growing language skills in more sophisticated ways appropriate to their age and grade level. Bridging: Students at this level continue to learn and apply a range of high-level English language skills in a wide variety of contexts, including comprehension and production of highly technical texts. The “bridge” alluded to is the transition to full engagement in grade-level academic tasks and activities in a variety of content areas without the need for specialized ELD instruction.²⁷

English language proficiency

The level of knowledge, skills, and ability that students who are learning English as a new language need in order to access, engage with, and achieve in grade-level academic content. For California, these are delineated in the California English Language Development Standards (CA ELD Standards).

English Language Proficiency Assessments for California (ELPAC)

California and federal laws require that local educational agencies (LEAs) administer a state-adopted test for English Language Proficiency (ELP) to K–12 students whose primary language is a language other than English. The ELPAC is the state-adopted model for assessing this information and is aligned with the 2012 California English Language Development Standards. This test consists of two separate ELP assessments: one for the initial identification (date of first entry into California public school) of students as English learners (ELs) and a second for the annual summative assessment to measure a student’s progress with learning English in four

²⁶ [English Language Development Standards - Resources \(CA Dept of Education\)](#)

²⁷ [Appendix, Resources, & Glossary - Curriculum Frameworks \(CA Dept of Education\)](#)

domains: Reading, Writing, Speaking, and Listening. While the families/guardians can opt their EL student out of support classes, they cannot exempt them from the state and federally required testing.

English learner

A student for whom there is a report of a primary language other than English on the state-approved Home Language Survey or district criteria and who, on the basis of the state-approved oral language assessment procedures, has been determined to lack the clearly defined English language skills of listening comprehension, speaking, reading, and writing necessary to succeed in the school's regular instructional programs.

Evidence-based practice

“Evidence-based interventions are practices or programs that have evidence to show that they are effective at producing results and improving outcomes when implemented. The kind of evidence described in ESSA [Every Student Succeeds Act] has generally been produced through formal studies and research.”²⁸ Examples of evidence-based practices include but are not limited to UDL practices and strategies; providing students with clear lesson goals; questioning to check for understanding; summarizing learning graphically; productive group collaboration; providing students with actionable feedback; teaching strategies, not just content; and teaching meta-cognition.

Expanded Core Curriculum for Students with Visual Impairments (ECC)²⁹

A specialized curriculum for students who are blind or visually impaired encompassing nine content areas: compensatory skills and functional academics, orientation and mobility, social interaction skills, independent living skills, recreation and leisure skills, career education, use of assistive technology, sensory efficiency skills, and self-determination.

Explicit literacy instruction

The California Dyslexia Guidelines provide the following definition: All concepts are directly and explicitly taught to students with continuous student–teacher interaction. Learning is never assumed. All concepts, skills, and procedures are deliberately taught and practiced with teacher guidance and feedback. The goal of instruction is always independent and functional use.

SB 488 adds that “direct, systematic, explicit phonics” means phonemic awareness, spelling patterns, the direct instruction of sound/symbol codes and practice in connected text, and the relationship of direct, systematic, explicit phonics to the components set forth in clauses (i) to (v), inclusive, of subparagraph (A).

²⁸ <https://www.cde.ca.gov/re/es/evidence.asp>

²⁹ Hatlen, P. (1996). “Expanded Core Curriculum for Students with Visual Impairments.” In *Guidelines for programs serving students with visual impairments* from <https://www.csb-cde.ca.gov/resources/standards/documents/viguidelines-2014edition.pdf>

- (i) The study of organized, systematic, explicit skills including phonemic awareness, direct, systematic, explicit phonics, and decoding skills.
- (ii) A strong literature, language, and comprehension component with a balance of oral and written language.
- (iii) Ongoing diagnostic techniques that inform teaching and assessment.
- (iv) Early intervention techniques.
- (v) Guided practice in a clinical setting.

Extension

Building on the material of the curriculum and providing opportunities for additional learning within the realm of the learning goals. Examples include a differentiated class activity that takes into account the higher-order thinking skills of analyzing, evaluating, creating, and problem solving, often activating divergent thinking, developing different perspectives, and seeking alternative solutions.

Family Educational Rights and Privacy Act (FERPA)

A federal law that affords parents the right to have access to their children’s education records, the right to seek to have the records amended, and the right to have some control over the disclosure of personally identifiable information from the education records. When a student turns 18 years old, or enters a postsecondary institution at any age, the rights under FERPA transfer from the parents to the student (“eligible student”). The FERPA statute is found at 20 U.S.C. § 1232g and the FERPA regulations are found at 34 CFR Part 99. See also “[HIPAA](#).”

Feedback

Information given to students about their performance that guides future behavior. Feedback can tell students what is going well, what they are or are not understanding, and how they can advance learning, improve, or revise their work (Ambrose et al., 2010).

Fluent English Proficient

Students with a primary language other than English who were initially classified as an English learner but who have since met the school district’s criteria for English Language Proficiency.³⁰

Focus Student 3

A student whose life experience(s) either inside or outside of school may result in a need for additional academic and/or emotional support and/or whose behavior in class catches your attention (e.g., does not participate, falls asleep in class, remains silent, acts out, demands attention). Life experiences may include, but are not limited to, challenges where they live, in the community, or in school as a result of [discrimination](#), bullying, illness, loss of family

³⁰ [English Language Proficiency Assessments for California Information Guide](#)

member(s)/guardian(s) or close relation(s), divorce, trauma, homelessness, poverty, or incarceration; or a student who has been negatively impacted due to religion, racism, sexism, classism, ableism, anti-Semitism, or heterosexism, or as a result of needs as a migrant, immigrant, or undocumented student; a self-identified LGBTQIA+ student; or a student in foster care.

Formal assessment

Refers to collecting and analyzing student assessment results to provide information about students' current levels of achievement or performance after a period of learning has occurred. Results of formal assessment are used to plan further instruction and provide detailed feedback to students to direct growth and development based on content-specific learning goal(s) and, if appropriate, ELD goal(s) of the instruction. Formal assessments use a rubric, shared with students prior to the assessment, to gauge and evaluate student achievement or demonstrated performance. A formal assessment requires students to demonstrate the extent to which they have gained specific skills, competencies, and/or content knowledge through a product, process, or performance.

Formative assessment

Formative assessment is a process teachers and students use during instruction that provides feedback to adjust ongoing teaching strategies and student learning. This type of assessment is referred to as an assessment for learning (e.g., purposeful questions to check for understanding during the lesson; observation notes taken by the teacher while students are engaged in instructional activities; student-created representations of learning [written work, visuals, graphics, models, products, performances]; student peer review and critique; student and group reflection on the qualities of their own product, process, or performance; homework; "do nows"; exit slips).

Foundational reading skills

Acquisition of the foundational skills of literacy—print concepts, phonological awareness, phonics and word recognition, fluency, and/or morphology/morphological awareness—is crucial for literacy achievement.

- For Multiple Subject, Mild to Moderate Support Needs, and Extensive Support Needs candidates in TK–3 settings, foundational reading skills also include creating literacy environments that are print rich and that foster interest in print; and games, books, poetry, oral storytelling, and songs that draw attention to print, the manipulation of sounds, and alphabet letters.
- For Early Childhood Special Education candidates, foundational reading skills are defined as games, books, poetry, and oral or visual storytelling and songs that draw their attention to print, the manipulation of sounds, and alphabet letters; print concepts, including letters of the alphabet; phonological awareness, including phonemic awareness; phonics, spelling, and word recognition, including orthographic awareness; decoding and encoding; and morphological awareness.

- For Deaf and Hard of Hearing candidates, foundational reading skills are defined as print concepts, including letters of the alphabet and, for children using ASL, fingerspelling/letter to handshape mapping; phonological awareness, including phonemic awareness for children with sufficient hearing to access auditory learning; phonics for children who can access auditory learning and/or use a visual representation that exemplifies the spoken language (e.g., Visual Phonics, Cued Speech), spelling, and word recognition, including letter to handshape, letter-sound, spelling-sound, and sound-symbol correspondences; decoding and encoding; morphology/morphological awareness; and fluency, including sign concept accuracy and prosody through verbal expression and/or facial expressions and movement in ASL.
- For Visual Impairments candidates, foundational reading skills are defined as print/braille concepts, including pre-braille skills (e.g., tactual discrimination, finger sensitivity, tracking); letters of the print alphabet; braille letters and symbols, including contracted braille; braille mechanics/hand movements; phonological awareness, including phonemic awareness; phonics, spelling, and word recognition; decoding and encoding; morphology/morphological awareness; and text reading fluency, including accuracy, prosody (expression), and rate (an indicator of automaticity).

In order for students to independently learn with and enjoy text and express themselves through written language they need to develop facility with the alphabetic code. This framework recognizes that early acquisition of the foundational skills is imperative. The sooner children understand and can use the alphabetic system for their own purposes, the more they can engage with text, which is the very point of learning the foundational skills. The more students engage with text, the more language and knowledge and familiarity with the orthography (written system) they acquire, which in turn support further literacy development.

Funds of knowledge

Defined by researchers Luis Moll, Cathy Amanti, Deborah Neff, and Norma Gonzalez “to refer to the historically accumulated and culturally developed bodies of knowledge and skills essential for household or individual functioning and well-being” (Moll, Amanti, Neff, & Gonzalez, 1992, p. 133).³¹ When teachers shed their role of teacher and expert and, instead, take on a new role as learner, they can come to know their students and the families/guardians of their students in new and distinct ways. With this new knowledge, they can begin to see that the households of their students contain rich cultural and cognitive resources and that these resources can and should be used in their classrooms in order to inform the planning of culturally responsive and meaningful lessons that incorporate students’ culturally based knowledge and skills.

³¹ Moll, L., Amanti, C., Neff, D., & Gonzalez, N. (1992). Funds of knowledge for teaching: Using a qualitative approach to connect homes and classrooms. *Theory Into Practice*, XXXI(2), 132–141.

González, N., Moll, L., & Amanti, C. (2005). *Funds of knowledge: Theorizing practices in households, communities, and classrooms*. New Jersey: Lawrence Erlbaum Associates, Publishers.

Kasarda, J., & Johnson, J. (2006). The economic impact of the Hispanic population on the state of North Carolina. Frank Hawkins Kenan Institute of Private Enterprise Report. Kenan-Flagler Business School, University of North Carolina at Chapel Hill.

Information that teachers learn about their students in this process is considered the students' funds of knowledge.

Generalization

Also known as transfer, generalization includes the ability for a student to perform a skill under different conditions (stimulus generalization), to apply a skill in a different way (response generalization), and to continue to exhibit that skill over time (maintenance). By teaching students to apply learned skills in a wide variety of environments, with various people and varying materials, teachers can help students increase their level of independence and flexibility.

Gifted and Talented Education (GATE)

Under this state program, local educational agencies (LEAs) develop unique education opportunities for high-achieving and underachieving students in the California public elementary and secondary schools. Each school district's governing board determines the criteria it will use to identify students for participation in the GATE program. Categories for identification may include one or more of the following: intellectual, creative, specific academic, or leadership ability; high achievement; performing and visual arts talent; or any other criterion that meets the standards set forth by the State Board of Education (SBE).

Graphic organizer

A visual communication tool that uses visual symbols to express ideas and concepts to convey meaning. A graphic organizer often depicts the relationships between facts, terms, and/or ideas within a learning task. The main purpose of a graphic organizer is to provide a visual aid to facilitate learning and instruction. There are many similar names for graphic organizers, including concept maps and story maps.

Health Insurance Portability and Accountability Act (HIPAA)

A federal law (1996) that required the creation of national standards to protect sensitive patient health information from being disclosed without the patient's consent or knowledge. In most cases, the HIPAA Privacy Rule does not apply to an elementary or secondary school because the school either: (1) is not a HIPAA-covered entity or (2) is a HIPAA-covered entity but maintains health information only on students in records that are by definition "education records" under FERPA and, therefore, is not subject to the HIPAA Privacy Rule. See also ["FERPA."](#)

Heritage language speaker

Individuals who have learned a language from their family. The language learned at home differs from the primary language spoken in the country/society in which they have lived most of their lives.

Heritage language user

A student studying a language who has proficiency in or a cultural connection to that language.

High-leverage practices

Vanderbilt University (Pittman)³² defines high-leverage practices (HLPs) as a set of practices that must “focus directly on instructional practices, occur with high frequency in teaching in any setting, be research-based and known to foster student engagement and learning, be broadly applicable and usable in any content area or approach to teaching, and be fundamental to effective teaching when executed skillfully (Source: McLeskey et. al., 2017).” HLPs focus on special education practices related to collaboration, assessment, social/emotional/behavioral practices, and instruction (Council for Exceptional Children and the CEEDAR Center).³³

Higher-order thinking skills (HOTS)

A concept popular in American education reform that distinguishes critical-thinking skills from low-order learning outcomes, such as those attained by rote memorization. HOTS include analysis, synthesis, evaluation, interpretation, and transfer. HOTS are based on various taxonomies of learning, such as that propagated by Benjamin Bloom in his Taxonomy of Educational Objectives: The Classification of Educational Goals (1956). See also “[deep learning](#).”

Hybrid classroom

A hybrid classroom is where a student learns at least in part through delivery of content and instruction via digital and online media with some element of student control over time, place, path, and pace.

Inclusive environment

An inclusive environment is a learning environment in which all students are able to access and participate in the lesson activities through individual learning goals, accommodations, and modifications, leading access to the general education curriculum.³⁴

Individualized Education Program (IEP)

This written document is developed and required for each public-school student who receives special education and related services. The IEP creates an opportunity for teachers, family/guardians, school administrators, related services personnel, and students (when appropriate) to work together to improve educational results for students with disabilities.

³² <https://my.vanderbilt.edu/spedteacherresources/high-leverage-practices-in-special-education/>

³³ <https://ceedar.education.ufl.edu/wp-content/uploads/2017/07/CEC-HLP-Web.pdf>

³⁴ IRIS | Page 2: How Does Inclusion Differ from Traditional Instruction? (<https://iris.peabody.vanderbilt.edu/module/inc/cresource/q1/p02/>)

Individualized strategy

A teaching method that involves tailoring the content and pace of a lesson to the assets and/or interests and learning needs of the individual student to help them meet the learning goals. With individualized instruction, learning strategies are based on student readiness, interests, and evidence-based practices.

Informal assessment

Observing and documenting student learning and adjusting instruction to provide in-the-moment feedback to students while teaching. Informal assessments may involve a range of strategies (e.g., purposeful questions to check for understanding during the lesson; observation notes taken by the teacher while students are engaged in instructional activities; student-created representations of learning [written work, visuals, graphics, models, products, performances]; student peer review and critique; student and group reflection on the qualities of their own product, process, or performance; homework; “do nows”; exit slips).

In-person classroom

An in-person classroom is where the teacher and students are in the same location together, and instruction occurs through face-to-face interactions between and among the candidate and students.

Instructional support personnel

A certified or trained adult who collaborates, coordinates, and/or communicates with the education specialist to work together toward a common goal of planning, implementing, or evaluating a specific aspect of an educational program for a student or group of students. These individuals can include general education teachers, co-teachers, paraprofessionals, occupational therapists, speech and language therapists, counselors, administrators, and behaviorists.³⁵ See also “[support personnel](#).”

Integrated English language development

Defined as instruction in which the state-adopted California English Language Development Standards (CA ELD Standards) are used alongside state-adopted academic content standards (CA Common Core State Standards). Integrated ELD includes specifically designed academic instruction in English (5 CCR Section 11300[c]).³⁶

Intentional

Being thoughtful and purposeful in the decisions made related to the specific students in the class and the learning goals of the activity.

³⁵ Source: <https://iris.peabody.vanderbilt.edu/>

³⁶ ELA/ELD Framework, 2014

Interpretive

Relating to comprehension and analysis of written and spoken texts.³⁷

Just-in-time support

Refers to a teacher’s proactive and timely intervention to address a student’s learning needs as they arise, providing targeted assistance to facilitate understanding and skill development.

Language demands

Specific ways that academic language is used by students to participate in learning through reading, writing, listening, and/or speaking to demonstrate their understanding of the content.

Language deprivation

The harm that results when a child does not receive sufficient language input to acquire or learn any language or readily develop cognitive capabilities. Early access to language is critical for all children, particularly for children who are Deaf or Hard of Hearing (DHH). Some students who are DHH may be able to access some residual hearing or use devices to assist them with auditory access, but those who do not will access language visually. Students who use a visual language, such as ASL, need access from an early age in order to avoid the academic and cognitive delays that can result from language deprivation.

Language development

Language development, especially academic language, is crucial for learning. It is the medium of literacy and learning; it is with and through language that students learn, think, and express. The strands of the CA CCSS or ELA/Literacy—Reading, Writing, Speaking and Listening, and Language—all have language at the core, as do the parts of the CA ELD Standards—“Interacting in Meaningful Ways,” “Learning About How English Works,” and “Using Foundational Literacy Skills.”

Language program model

The language program model refers to the type of multilingual program a bilingual student may access. Programs include dual-language (two-way) immersion, biliteracy, and one-way immersion. For more information please visit the CDE’s [Multilingual Program Descriptions](#).

Learning goal(s)

Specific statements of intended student attainment of essential concepts, skills, and development. The learning goal is the heart of assessment for learning and needs to be made clear at the planning stage if teachers are to find assessment for learning authentic and essential for student success.

³⁷ <https://www.cde.ca.gov/sp/el/er/documents/eldstndpublication14.pdf>

Leverage

Utilizing and building upon the unique strengths, knowledge, skills, abilities, and experiences that students bring to the classroom to enhance their learning and development.

LGBTQIA+

Refers to lesbian, gay, bisexual, trans, queer/questioning, intersex, asexual, with the plus signifying a desire to be inclusive.

Literacy learning need

Students who have a literacy learning need are not progressing or responding to initial instruction and/or may need additional support in order to meet grade-level standards.³⁸

Literacy profile

A literacy profile describes a student’s existing literacy knowledge and skills and their areas of need, and it identifies factors or obstacles to their learning.³⁹ It may contain information about the student’s phonemic awareness skills, word-level reading accuracy, fluency, comprehension, spelling, writing, and/or oral language skills.

Literacy-related disability

A student may have a literacy-related disability if their district/school-identified disability impacts their ability to access literacy-related content. For example, a student with autism may have challenges with inferential thinking or the use of pragmatic language.⁴⁰

Long-term English learner

An English learner who is enrolled in any of grades 6–12, inclusive, has been enrolled in schools in the United States for more than six years, has remained at the same English language proficiency level for two or more consecutive years as determined by the English language development test identified or developed pursuant to EC Section 60810, and scores far below basic or below basic on the English language arts standards-based achievement test administered pursuant to EC Section 60640, or any successor test.⁴¹

Lower-order thinking skills

Lower-order thinking skills are reflected by the lower three levels in Bloom’s Taxonomy: Remembering, Understanding, and Applying.

³⁸ [2014 ELA/ELD Framework, Chapter 9 - Curriculum Frameworks \(CA Dept of Education\)](#)

³⁹ Creating a literacy profile (<https://arc.educationapps.vic.gov.au/learning/sites/diverse-learners-hub/2780/Creating-a-literacy-profile>)

⁴⁰ See Chapter 6, subheading “Distinguishing Dyslexia from Other Reading Disabilities” of the [CA Dyslexia Guidelines](#) for more information.

⁴¹ [Appendix, Resources, & Glossary - Curriculum Frameworks \(CA Dept of Education\)](#)

Manipulatives

Physical objects that are used as teaching tools to engage students in hands-on learning. They can be used to introduce, practice, or remediate a concept. A manipulative may be as simple as grains of rice, coins, blocks, and other three-dimensional shapes, or as sophisticated as a model of the solar system.

Maps

Types of visual/graphic organizers that are used to help students organize and represent knowledge of a subject. *Concept maps*, for example, begin with a main idea (or *concept*) and then branch out to show how that main idea can be broken down into specific topics. *Story maps* help students learn the elements of a book or story by identifying story characters, plot, setting, problem, and solution.

Math thinking

The process by which a teacher actively seeks to understand how a student is making sense of mathematical concepts, reasoning through problems, and applying strategies. This involves careful observation, asking probing questions, analyzing student work, and engaging in dialogue to uncover the student's thought process. The goal is to identify not just what the student knows, but how they arrived at their understanding, allowing the teacher to support and build upon the student's mathematical reasoning effectively.⁴²

Meaning making

Meaning making is at the heart of ELA/Literacy and ELD instruction. Meaning making should be the central purpose for interacting with text, producing text, participating in discussions, giving presentations, and engaging in research.⁴³

Migrant

A student who changes schools during the year, often crossing school district and state lines, to follow work in agriculture, fishing, dairies, or the logging industry.

Modification

Services or support related to a student's disability in order to help a student access the subject matter and demonstrate knowledge, but in this case the services and supports *do* fundamentally alter the standard or expectation of the assignment or test.

Multiple disabilities

Concomitant impairments (such as intellectual disability-blindness or intellectual disability-orthopedic impairment), the combination of which causes such severe educational needs that

⁴² <http://media.mspnet.org/conferences/06Inc/06dball/transcript/index.htm>

⁴³ [2014 ELA/ELD Framework, Chapter 2 - Curriculum Frameworks \(CA Dept of Education\)](#)

they cannot be accommodated in special education programs solely for one of the impairments. Multiple disabilities does not include deafblindness.⁴⁴

Multi-Tiered System of Support (MTSS)

California’s Multi-Tiered System of Support (CA MTSS) is a comprehensive framework that aligns academic, behavioral, social and emotional learning, and mental health supports in a fully integrated system of support for the benefit of all students. CA MTSS offers the potential to create needed systematic change through intentional design and redesign of services and supports to quickly identify and match to the needs of all students. The evidence-based domains and features of the California MTSS framework provide opportunities for LEAs to strengthen school, family, and community partnerships while developing the whole child in the most inclusive, equitable learning environment, thus closing the equity gaps for all students. By embracing the Whole Child approach to teaching and learning, grounded in Universal Design for Learning (UDL), and Culturally Responsive Teaching (CRT), and utilizing Implementation Science and Improvement Science for continuous improvement, the California MTSS framework lays the foundation for the statewide system of support. They have also moved from Tier 1, 2, 3 to a Continuum of Supports: All Students—Universal Support, Some Students—Supplemental Support, and Few Students—Intensified Support.

Newcomer

Students who are recent immigrants to the U.S. who have little or no English proficiency and who may have had limited formal education in their native countries. (See page 544, Chapter 6, for a more detailed description.)⁴⁵

Non-classroom

An educational context that occurs mostly in community environments and provides students “real life experiences.” The goal is to provide a variety of hands-on learning opportunities that will allow students to practice essential skills. It will also determine the need for further instruction. All activities in the community support post-secondary education, employment, life skills, and independent living goals.⁴⁶

Observation

Directly viewing or listening to children, teachers, others, and/or the surroundings or environment. Observation can be used for various purposes and can be documented in various ways.

⁴⁴ Individuals with Disabilities Education Act (IDEA) Sec. 300.8 (c) (7) <https://sites.ed.gov/idea/regs/b/a/300.8>

⁴⁵ [Appendix, Resources, & Glossary - Curriculum Frameworks \(CA Dept of Education\)](#)

⁴⁶ Source: <https://iris.peabody.vanderbilt.edu/>

One-way immersion

A language program model where instruction is provided in English and other language for non-speakers of the other language, with the goals of language proficiency and academic achievement in English and the other language, and cross-cultural understanding.⁴⁷

Pedagogy

Pedagogy describes the theories, methods, and philosophies of teaching. Stated another way, pedagogy describes the use of various instructional strategies.

Performance(s)

A demonstration of competence or mastery that typically focuses on the student’s ability to apply what they have learned to a realistic task—a problem or situation that might be encountered in real life.

Performance criteria

The specific ways that students will demonstrate and provide evidence of their learning. Performance criteria are derived from the ELA/Literacy and ELD goals and explicitly describe what students will say, do, make, or write to demonstrate they are progressing toward meeting the ELA/Literacy and ELD goals. Performance criteria should be clearly communicated to the students in advance of the assessment.

Play-based learning

An educational approach that uses play activities, including manipulatives and other hands-on tools, to support problem solving, learning, and development. This approach recognizes that children learn best through active engagement and exploration. Importantly, play-based learning is not just “free play” but also “purposeful play,” where activities are intentionally designed to support specific learning objectives.⁴⁸

Positive behavior support⁴⁹

Evidence-based, tiered framework for supporting students’ behavioral, academic, social, emotional, and mental health. Educators and practitioners provide a continuum of academic, behavioral, social, and emotional support matched to students’ needs. We describe this continuum across three tiers of support.

⁴⁷ [Multilingual Education - Resources \(CA Dept of Education\)](#)

⁴⁸ <https://www.child-encyclopedia.com/play-based-learning/according-experts/defining-play-based-learning>

⁴⁹ <https://pbisca.org/executive-summary>

- **Tier 1: Universal, Primary Prevention (All).** Tier 1 systems, data, and practices support everyone—students, educators, and staff—across all school settings. They establish a foundation for positive and proactive support. Tier 1 support is robust and differentiated, and enables most (80% or more) students to experience success.
- **Tier 2: Targeted, Secondary Prevention (Some).** In addition to Tier 1 foundation, students receiving Tier 2 supports get an added layer of systems, data, and practices targeting their specific needs. On average, about 10–15% of students will need some type of Tier 2 support.
- **Tier 3: Intensive and Individualized, Tertiary Prevention (Few).** At most schools and programs, there are a small number (1–5%) of students for whom Tier 1 and Tier 2 supports have not been sufficient to experience success. At Tier 3, students receive more intensive, individualized support to improve their outcomes. Tier 3 supports are available to any student with intensive need, whether they receive special education services or not.

Proactive Plan

A preventative approach to classroom management and instruction that focuses on intentionally setting up a learning environment that is conducive and targeted to the well-being and/or behavioral needs of the student (e.g., structured routines, clear expectations, relationship building, frequent breaks, safe space, positive reinforcement, minimizing triggering language and/or tasks).

Productive

Relating to the creation of oral presentations and written texts.

Progress monitoring

Progress monitoring is used to assess students' academic performance, quantify their rates of improvement or progress toward goals, and determine how they are responding to instruction. Progress monitoring may be used for individual students, small learning groups, and/or for an entire class. Progress monitoring may include formative/informal, student self-, and summative/formal assessment strategies.

Purposeful

Being thoughtful in the selection of your teaching strategies and assessments in a way that supports the specific students in your classroom and the learning goals of the lesson.

Reclassified English learner

Reclassification⁵⁰ is the process whereby a student is reclassified from English learner (EL) status to fluent English proficient (RFEP) status. Reclassification can take place at any time during the academic year, immediately upon the student meeting all the criteria.

State and federal laws require Local Education Agencies (LEAs) to monitor students who have exited EL status for a period of four years after they have RFEP status (20 United States Code Section 6841[a][4][5]; Title 5 California Code of Regulations [5 CCR] Section 11304). After students have exited an EL program through the locally approved reclassification process, LEAs must monitor the academic progress of those RFEP students for at least four years to ensure that

- the students have not been prematurely exited;
- any academic deficit they incurred as a result of learning English has been remedied; and
- the students are meaningfully participating in the standard instructional program comparable to their English-only peers.

Redacted

Edited especially in order to obscure or remove sensitive/personally identifiable information (text) from a document.

Re-teach

Presenting previous learning goals that students did not yet meet using a new method or approach by breaking down concepts or presenting the content in a new way. Re-teaching does not mean repeating your lesson for students who are still working toward meeting the learning goals.

Rubric

A tool for scoring student work or performances, typically in the form of a table or matrix, with qualitative criteria that describe the multiple levels of student performance. The performance being scored by a rubric may be given an overall score (holistic rubric scoring), or criteria may be scored individually (analytic rubric scoring). Rubrics may also be used for communicating expectations for performance.

Scaffolding

Refers to a variety of instructional techniques used to move students progressively toward stronger understanding and, ultimately, greater independence in the learning process. The term itself offers the relevant descriptive metaphor: teachers provide successive levels of

⁵⁰ <https://www.cde.ca.gov/sp/ml/reclassification.asp>

temporary support⁵¹ that help students reach higher levels of comprehension and skill acquisition that they would not be able to achieve without assistance. Like physical scaffolding, the supportive strategies are incrementally removed when they are no longer needed, and the teacher gradually shifts more responsibility over the learning process to the student.

Screenings

Screenings are conducted with all students in their general education classrooms as part of the typical instruction. Screenings may include checklists, work samples, curriculum-based assessment tools, and informal or formal standardized achievement tools. The use of a schoolwide, multi-tiered system of support may assist educators in determining whether individual students require more intensive interventions. A screening is not a diagnostic assessment.⁵²

Second language (L2)

The student's second language.

Self-advocacy

The ability to understand and effectively communicate one's needs to others.

Self-determination

A person's ability to control their own destiny. A crucial part of the concept of self-determination involves the combination of attitudes and abilities that will lead children or individuals to set goals for themselves and to take the initiative to reach these goals.

Social and emotional development

Includes the student's experience, expression, and management of emotions and the ability to establish positive and rewarding relationships with others (Cohen et al., 2005). It encompasses both intrapersonal and interpersonal processes.

Social identity

The cultural identities of students⁵³ are constructed from their experiences with the 12 attributes of culture identified by Cushner, McClelland, and Safford (2000): ethnicity/nationality, social class, sex/gender, health, age, geographic region, sexuality, religion, social status, language, ability/disability, and race. Students' cultural identities are defined by these experiences, and students learn these identities within a culture through socializing

⁵¹ <https://www.edglossary.org/academic-support/>

⁵² [California Dyslexia Guidelines - Announcements & Current Issues \(CA Dept of Education\)](#)

⁵³ Savage, S. (2005). The cultural identity of students: what teachers should know. Retrieved from https://www.redorbit.com/news/education/246708/the_cultural_identity_of_students_what_teachers_should_know/

agents (Campbell, 2004). Therefore, teachers must understand that these cultural identities define who the students are.

SST

SST stands for Student Study Team or Student Success Team. A team of educators convened at the request of a classroom teacher, parent, or counselor, that designs in-class interventions to meet the needs of a particular student prior to a special education referral or development of an IEP.⁵⁴

Student group

A distinct group within a group; a subdivision of a group (i.e., a group whose members usually share some common differential quality).

Student self-assessment

Refers to students evaluating their own learning, based on criteria, and objectively reflecting on and critically evaluating their progress and academic development in the content area.

Summary

To describe what has happened in a short, condensed form, highlighting the key ideas and main points while omitting unnecessary details.

Summative assessment

Summative assessments are used to evaluate student learning, knowledge, proficiency, or success at the conclusion of an instructional period. Summative assessments are based on specific criteria for evaluating student learning goals. Often these criteria are reflected in a rubric shared with the students prior to the assessment. In summative assessments for students in TK–3, observational and oral responses are developmentally appropriate assessment strategies for students and children who are not yet independently reading. This type of assessment is referred to as an assessment of learning.

Supplemental support

Additional services are provided to some students to support academic, behavior, social-emotional, and/or mental health through the integration and implementation of Universal Design for Learning and differentiated instruction. Supplemental supports are provided in addition to, not in place of, universal supports and are available to all students regardless of identification for specialized services based on need through the use of diagnostic and progress-monitoring assessments.⁵⁵

⁵⁴ [Overview of Special Education in California](#)

⁵⁵ <https://ocde.us/MTSS/Pages/Continuum-of-Support.aspx>

Support personnel

An adult who collaborates, coordinates, and/or communicates with the teacher to work together toward a common goal of implementing specific aspect(s) of an activity(-ies) for a student or group of students. These individuals may or may not be certified and/or trained and could include family/guardians, community members, and/or volunteers. See also [“instructional support personnel.”](#)

Supportive learning environment

Supportive teaching strategies refer to any number of teaching approaches that address the needs of students with a variety of backgrounds, learning styles, and abilities. These strategies contribute to an overall inclusive learning environment, in which students feel equally valued.

Systematic literacy instruction

The organization of material follows the logical order of language. The sequence begins with the easiest and most basic concepts and elements and progresses methodically to the more difficult.

SB 488 adds that “direct, systematic, explicit phonics” means phonemic awareness, spelling patterns, the direct instruction of sound/symbol codes and practice in connected text, and the relationship of direct, systematic, explicit phonics to the components set forth in clauses (i) to (v), inclusive, of subparagraph (A).

- (i) The study of organized, systematic, explicit skills including phonemic awareness, direct, systematic, explicit phonics, and decoding skills.
- (ii) A strong literature, language, and comprehension component with a balance of oral and written language.
- (iii) Ongoing diagnostic techniques that inform teaching and assessment.
- (iv) Early intervention techniques.
- (v) Guided practice in a clinical setting.

Targeted intervention

Intervention for a student that is planned after considering instruction and assessment data when the student does not meet the learning goals.

Think-pair-share

A collaborative learning strategy in which students work together to solve a problem or answer a question about an assigned reading. This technique requires students to (1) think individually about a topic or answer to a question and (2) share ideas with classmates. Discussing an answer with a partner serves to maximize participation, focus attention, and engage students in comprehending the reading material.

Timestamp

A timestamp is a sequence of characters or encoded information identifying when a certain event occurred, usually giving date and time of day, sometimes accurate to a small fraction of a second.

Transfer

See "[generalization](#)."

Twice-exceptional

Also referred to as "2e," this term is used to describe gifted children who have the characteristics of gifted students with the potential for high achievement and give evidence of one or more disabilities as defined by federal or state eligibility criteria. These disabilities may include specific learning disabilities (SpLD), speech and language disorders, emotional/behavioral disorders, physical disabilities, autism spectrum, or other impairments such as attention deficit hyperactivity disorder (ADHD).⁵⁶

Universal Design for Learning (UDL)⁵⁷

A set of principles for curriculum development that give all individuals equal opportunities to learn. UDL provides a blueprint for creating instructional goals, methods, materials, and assessments that can be customized and adjusted for individual needs. UDL curriculum calls for creating curriculum that provides multiple means of representation to give learners various ways of acquiring information and knowledge; multiple means of action and expression to provide learners alternatives for demonstrating what they know; and multiple means of engagement to tap into learners' interests, challenge them appropriately, and motivate them to learn.

Well-being

The state of being comfortable, healthy, or happy.

⁵⁶ National Association for Gifted Children <https://nagc.org>

⁵⁷ <https://udlguidelines.cast.org>